

AGENCY NAME:	University of South Carolina Columbia		
AGENCY CODE:	H270	SECTION:	20A

**Fiscal Year 2017-18
Accountability Report**

SUBMISSION FORM

AGENCY MISSION	<p>The primary mission of the University of South Carolina Columbia is the education of the state’s citizens through teaching, research, creative activity, and community engagement.</p> <p>Among America’s oldest and most comprehensive public universities, USC Columbia is the major research institution of the University of South Carolina system. USC Columbia enrolls approximately 26,000 undergraduate students and approximately 8,300 students in graduate and professional programs. At the heart of its mission lies the University’s responsibility to state and society to promote the dissemination of knowledge, cultural enrichment, and an enhanced quality of life.</p> <p>The University serves a diverse population of students with widely varying backgrounds, career goals, and levels of aspiration. USC Columbia offers over 440 degrees at the bachelor's, master's, doctoral, and professional program levels, affording students the most comprehensive array of educational programs in the state. Additional opportunities for personal and career development, including an associate degree program at Fort Jackson, are provided to the citizens of South Carolina through outreach and continuing education activities.</p> <p>Through the primary method of classroom and laboratory instruction, and through a secondary method of distance learning delivered via the Internet, teleconference, and electronic media, degree programs are offered in the following areas: arts and sciences; education; engineering and computing; hospitality, retail, and sport management; communications and information studies; music; public health; and social work; and in professional programs such as business, law, medicine, nursing, and pharmacy. The depth and breadth of its graduate programs in the arts and sciences, international business, public health, social work, and library and information science distinguishes USC Columbia from all other institutions of higher learning in South Carolina.</p> <p>Recognized by the Carnegie Foundation as a top research and service institution, nationally ranked in start-up businesses, and conferring over 30% of all bachelor’s and graduate degrees awarded at public institutions in South Carolina, the University has a profound relevance, reach, and impact on the people of the state. As the flagship institution of the state system, USC Columbia leads the way in providing all students with the highest-quality education, including the knowledge, skills, and values necessary for success and responsible citizenship in a complex and changing world through engagement in nationally and internationally ranked research, scholarship, community outreach, and artistic creation.</p>
-----------------------	---

AGENCY NAME:	University of South Carolina		
AGENCY CODE:	H270	SECTION:	20A

AGENCY VISION	The Board of Trustees has recently adopted Focus Carolina 2023 as its new strategic plan. The vision statement to reflect this new set of strategic priorities is forthcoming and will reflect our commitment to prepare students to be specialists in their chosen fields and more broadly to be active citizens in the world.
----------------------	---

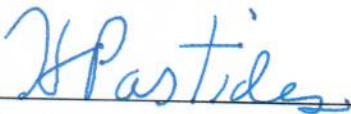
Please select yes or no if the agency has any major or minor (internal or external) recommendations that would allow the agency to operate more effectively and efficiently.


RESTRUCTURING RECOMMENDATIONS:	Yes	No
	<input type="checkbox"/>	<input checked="" type="checkbox"/>

Please identify your agency's preferred contacts for this year's accountability report.

	<u>Name</u>	<u>Phone</u>	<u>Email</u>
PRIMARY CONTACT:	Donald Miles	803-777-2814	dmiles@mailbox.sc.edu
SECONDARY CONTACT:	Brittany Ashley	803-777-2814	ASHLEY5@mailbox.sc.edu

I have reviewed and approved the enclosed FY 2017-18 Accountability Report, which is complete and accurate to the extent of my knowledge.

AGENCY DIRECTOR (SIGN AND DATE):		
(TYPE/PRINT NAME):	Harris Pastides, Ph.D., USC President	

BOARD/CMSN CHAIR (SIGN AND DATE):		SEP 17 2018
(TYPE/PRINT NAME):	John C. von Lehe Jr., Chairman USC Board of Trustees	

AGENCY NAME:	University of South Carolina Columbia		
AGENCY CODE:	H270	SECTION:	20A

AGENCY’S DISCUSSION AND ANALYSIS

Building on its rich history and proud South Carolina home, the University of South Carolina is a public university that pursues excellence in five areas: educating the thinkers and leaders of tomorrow; assembling and supporting a world class faculty; spurring innovation, creative expression, and community engagement; building inclusive and inspiring communities; and demanding institutional excellence. These strategic priorities support the primary mission of the University: The education of the state’s citizens through teaching, research, creative activity, and community engagement.

Educate the Thinkers and Leaders of Tomorrow

The strategies and objectives centered on the education of tomorrow’s leaders and thinkers focus on the achievement of measured growth of a highly competitive and diverse student population; the improvement of student retention and on-time graduation; the delivery of robust, relevant, innovative, and collaborative academic programs; and the encouragement of high-impact experiential learning. USC Columbia is committed to starting our students’ journey off strong with impactful orientation, a focused first year advising process and an award-winning freshman seminar. Our students will be primed for success by an increase in need- and merit-based scholarships; this funding will provide access via affordability to the world-class education offered in South Carolina’s capital city.

Leaders at USC Columbia recognize the challenges facing students when their college path takes longer than expected. Therefore, USC Columbia is dedicated to improving freshman-to-sophomore retention rates, improving four- and six-year graduation rates, maximizing flexible student scheduling, and expanding living-learning communities. Increasing our summer course offerings and implementing a new three week winter session gives our students more option to graduate on time. Our student-centered mission is reflected by the 88% of freshmen retained to their second year and the over 75% of students that graduate within six years. More impressively, in during the 2016-17 academic year, over 5,700 Baccalaureate degrees were awarded at the Columbia campus alone.

Because a USC Columbia degree is more than just a piece of paper, the University is committed to delivering robust and relevant academic programs that will last our students a lifetime. Innovative and collaborative, our degree programs receive support from a strong general education program, the Carolina Core. Although general education assessment has long been a part of university culture, this goal has recently grown (see fiscal year 2018-19 metrics). USC has developed academic arenas that synergize our strengths across related academic programs, research, residential living/learning communities, and academic majors, giving students a path to related disciplines such as health sciences or computing, information and design. In years past, USC Columbia set itself apart with the development of the Graduation Leadership Distinction program, encouraging students to engage in related in-class and outside-the-classroom activities and integrate those experiences in their senior year. In a second step, the plan will expand in a new focus on high-impact experiential learning that includes undergraduate research, internships, service learning, study abroad opportunities and peer mentor and leadership opportunities. All students will engage in at least one of these high impact experiential learning opportunities. USC wants its students prepared for life after college, and our commitment to student career readiness and graduate school placement includes nearly 4,000 students served by the Career Center during the 2017-18 academic year.

The University of South Carolina Columbia is also dedicated to learning excellence on the graduate level. Our commitment to excellence in graduate education includes an increase in scholarships and stipends, increased support for graduate student travel and collaborations, and increase in number of doctoral degrees conferred.

AGENCY NAME:	University of South Carolina Columbia		
AGENCY CODE:	H270	SECTION:	20A

Assemble and Support a World Class Faculty

With just over 5,800 first-time, full-time freshmen enrolling in Fall 2017, a world class faculty is an essential component. USC Columbia continues to maintain a low student: faculty ratio of 17:1, ensuring students receive quality, personalized attention and support. USC supports its faculty selection and retention efforts with a campaign to assess and improve faculty salaries to better align with national standards; the dedication of resources to attracting and retaining internationally recognized faculty; and the improvement of faculty mentoring opportunities and professional development. The New Faculty Academy is a year long series of seminars designed to launch new faculty on a positive and productive trajectory. High-quality teaching will be further encouraged via the Center for Teaching Excellence, which saw enrollment in multiple workshops reach nearly 8,800 during fiscal year 2017-18, and by the Office of the Vice President for Research, which announced 258.1 million dollars in sponsored awards during the same period.

Spur Innovation, Creative Expression, and Community Engagement

USC Columbia continues to increase its scholarly productivity and research. With faculty are nationally and internationally known for their research activity, USC continues to maintain the top ranking of the Carnegie Foundation as an institution with "Highest Research Activity" (R1). For the fourth year running, the University of South Carolina has set a new record for research activity and sponsored award funding, garnering \$258.1 million in fiscal year 2017-18 and making a significant impact on the economy of the state.

USC Columbia is one of relatively few universities that has been awarded both the top Carnegie Research designation and the Carnegie Community Engagement designation. The University strives to give back to its community through both the education of its members—USC boasts a 75% post-graduation employment rate—and its many projects and programs. The University offers a variety of undergraduate service learning courses to develop service leaders during the college years. During the 2017-18 academic year over 82 service learning courses were offered, with over 1,700 students enrolled. The University offers many service opportunities and programs not only for students, but for faculty to grow professionally as well. Numerous faculty members participate in these activities each year.

Build Inclusive and Inspiring Communities

USC Columbia strives to be a destination of choice for top faculty, students, and staff from a variety of backgrounds, races, cultures, and creeds. In order to recruit and retain high-achieving and high-quality faculty, staff, and students, the University recognizes that the quality of life on the University campus must be welcoming, inclusive, and encouraging. In addition to the development of programs that promote inclusion, USC Columbia strives to continue to increase its six-year graduation rate for under-represented minority students (74.2% during the 2017-18 academic year). The University is also committed to maintaining diversity on campus through the recruitment and retention of under-represented minority students, faculty, and staff. The University currently employs over 17% minority faculty, and nearly 15% of the first-time freshmen admitted for Fall 2018 were underrepresented minority students.

Achieve Recognized Institutional Excellence

The University values the contributions made by those who work, teach, study, graduate, and learn at the institution and strives to recognize and show appreciation for those contributions and talents. The University is nationally and internationally recognized for numerous reasons, such as the number one undergraduate International Business major, number one International MBA program, one of the nation’s best Public University

AGENCY NAME:	University of South Carolina Columbia		
AGENCY CODE:	H270	SECTION:	20A

Honors Colleges, and one of the nation’s best first-year experience programs. One key metric includes the *US New and World Report* rankings, in which the University increased five places (107th to 103rd) over the course of a year. A summary of additional favorable ratings and honors can be viewed on our website at http://www.sc.edu/about/south_carolina_at_a_glance/index.php.

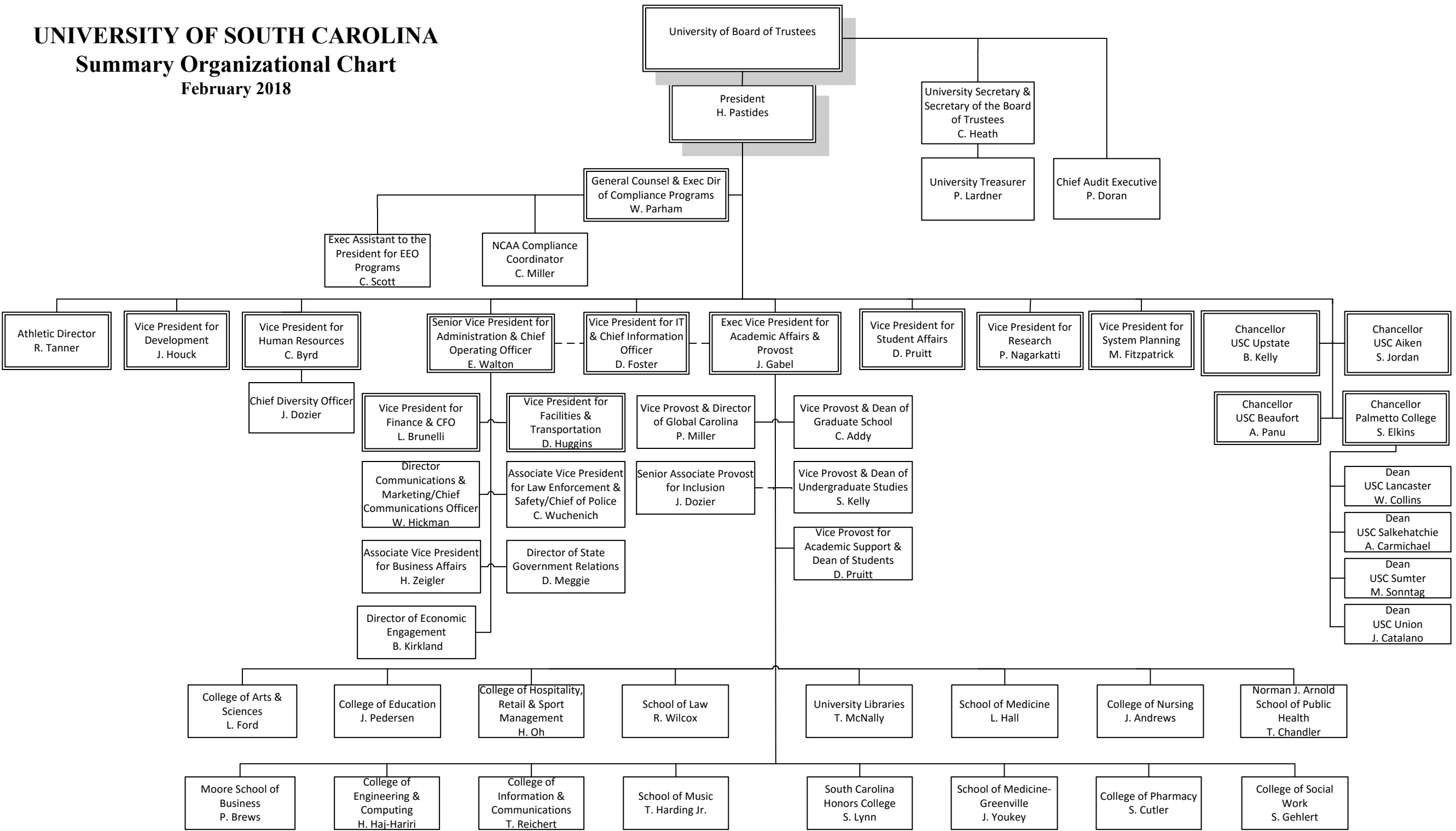
Discussion

USC Columbia’s reach across and impact within South Carolina is significant, and the University is proud of the students, faculty, and alumni who live and work here. Through its strategic planning process, the University has articulated a variety of valuable and measurable objectives that will help the University continue to remain a rich source of education, research, and service to the state and nation. The University is making great strides toward reaching the objectives outlined in the attached plan and is truly fulfilling the mission that it “has a profound relevance, reach, and impact on the people of the state.”

Risk Assessment and Mitigation Strategies:

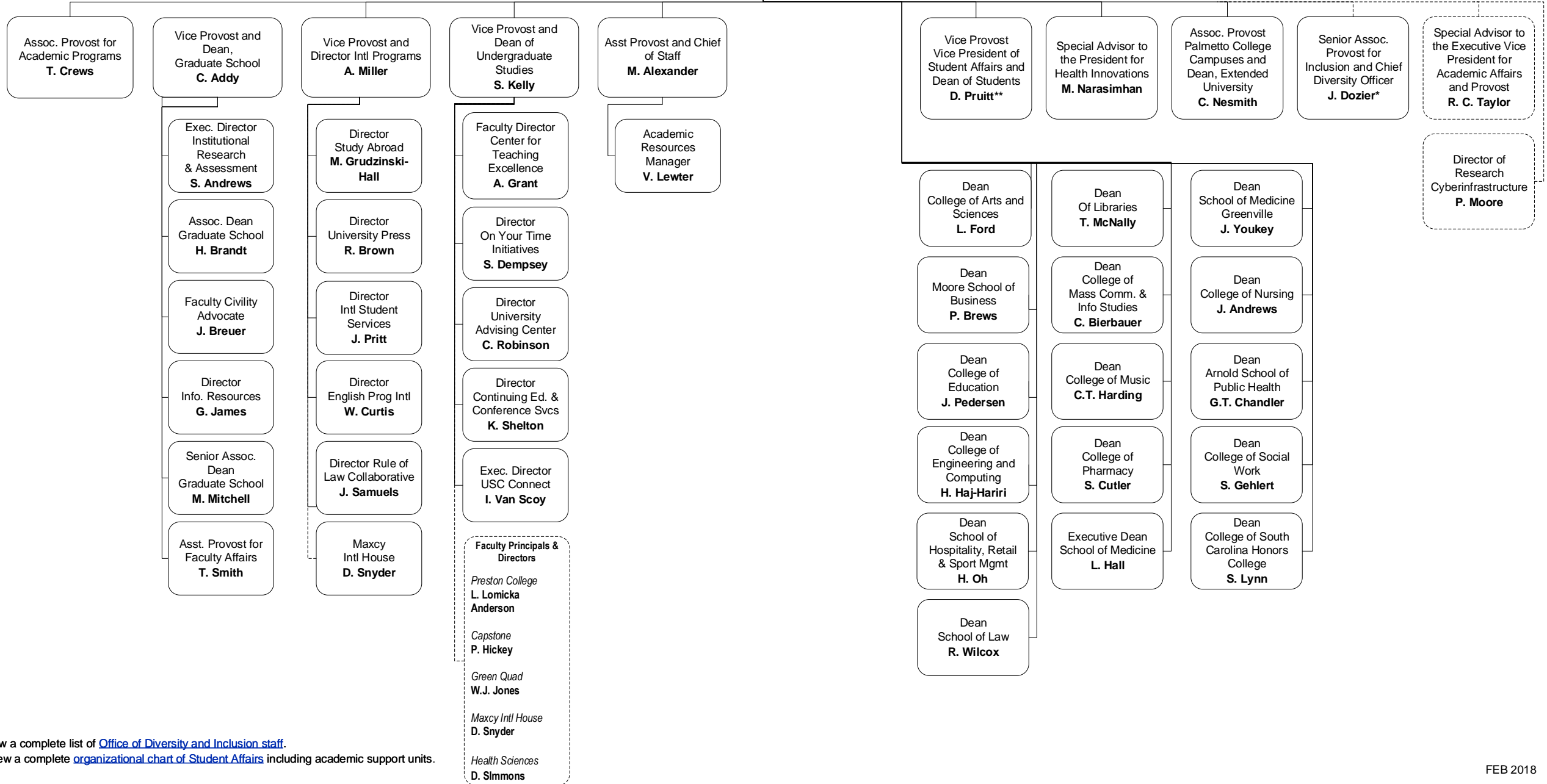
The University has implemented a comprehensive Enterprise Risk Management (ERM) program which incorporates the fundamentals of risk identification, risk assessment, risk treatment, risk monitoring and review. The University has established this process using the guidance of International Standards Organization (ISO) 3100-2009 “Risk Management - Principals and Guidelines”. ISO provides the principles, framework and process for managing any form of risk in a systematic, transparent and credible manner. The ERM program operates within an established University ERM committee structure to provide a detailed picture of high priority risk areas as identified by upper management. Identified high priority risk areas include: governance, legislative relations, economic decline, emergency planning, disaster recovery, business continuity, laboratory safety, student safety, crime prevention, title IX compliance, data security and privacy, institutional data reporting, capital project management/deferred maintenance, enrollment management, personnel recruiting and retention/succession planning, research compliance, and IT system implementation. As necessary, the University monitors and tracks these high priority risk areas and implements actions plans to effectively control these risks.

UNIVERSITY OF SOUTH CAROLINA
Summary Organizational Chart
 February 2018



**University of South Carolina
Executive Vice President for Academic Affairs and Provost**

Executive Vice President for Academic Affairs and Provost
Joan T.A. Gabel



* View a complete list of [Office of Diversity and Inclusion staff](#).
 ** View a complete [organizational chart of Student Affairs](#) including academic support units.

Agency Name: University of South Carolina - Columbia

Fiscal Year 2017-2018

Agency Code: H270 Section: 20A

Accountability Report

Strategic Planning and Performance Measurement Template

Statewide Enterprise Strategic Objective	Type	Item #		Description	Base	2017-18		Time Applicable	Data Source and Availability	Calculation Method	Meaningful Use of Measure
		Goal	Strategy			Measure	Target				
Education, Training, and Human Development	G	1		Educate the Thinkers & Leaders of Tomorrow							
	S	1.1		Achieve measured enrolled growth of a highly competitive and diverse student population							
	M	1.1.1	First-time, full-time freshman		5,064	5,139	5,875	Fall 2017	Common Data Set (B1)	Total first-time college students enrolled full-time	Maintain commitment to South Carolinians by continuing to grow our in-state student population
	M	1.1.2	Median SAT/ACT Score		1196/27	1200/28	1192/27	Fall 2017	SC Commission on Higher Education	Mean combined SAT (Math/Verbal) and ACT scores, first-time freshman	Strengthen the focus of recruiting strategy for continued improvement of incoming student academic profiles
	M	1.1.3	Number students receiving state scholarships (Palmetto Fellows, Life, Hope)		8,698	8,827	9,038	Fall 2017	Financial Aid Factbook, Fall 2017	Unduplicated count of students accepting award	Increase need-based and merit scholarships to provide better access and affordability
	S	1.2		Improve student retention and on-time graduation							
	M	1.2.1	Freshman-to-sophomore retention rate		88.40%	88.70%	88.20%	Fall 2017	Common Data Set (B22)	Students enrolled as freshman in Fall 2017 that also enrolled in Fall 2018	Improve freshman to sophomore retention
	M	1.2.2	6-year graduate rate		73.2%	74.50%	75.05%	2017	Common Data Set (B11)	Students enrolled as freshman in 2011 that graduated by 2017	Improve six-year graduation rate
	M	1.2.3	Number of advisors		129	140	145	August 2018	Office of Undergraduate Advising	Number of professional staff advisors (does not include administrative assistants with advising duties)	Maximize flexible student scheduling
	S	1.3		Deliver academic programs that are robust, relevant, innovative, and collaborative							
	M	1.3.1	Number of Carolina Core (general education) courses offered		221	225	237	Fall 2018	Office of the Provost	Number of approved Carolina Core courses	Increase Carolina Core-based student-learning
	M	1.3.2	Percent faculty with terminal degrees		72.22%	73.00%	73.13%	Fall 2017	Common Data Set (I-1f)	Full time faculty with Terminal Degrees as defined by SACs in their primary teaching area/All faculty-Nursing as Primary Teaching area	Increase faculty impact
	S	1.4		Encourage high impact experiential learning							
	M	1.4.1	Graduation with Leadership Distinction completion rate		438	444	431	December 2017-August 2018	USC Connect	Number of students completing requirements for Graduate with Leadership Distinction honor	Increase number of graduates with leadership distinction (GLD)
	M	1.4.2	Number of students participating in study abroad		1774	1800	1946	2017-2018 Academic Year	Study Abroad Office	Count undergraduate student experiences	Increase student participation in study-abroad courses, programs and experiences
	S	1.5		Improve student career readiness and placement							
	M	1.5.1	Post-graduation employment/graduate school placement rate		87.50%	89.50%	75.30%	2017-2018 Academic Year	Career Center Blueprint Data (Student Affairs Intranet Site)	% students employed or enrolled in graduate/professional school post graduation	Improve student job placement and admission to graduate school
	M	1.5.2	Number of students served by Career Center		3942	4,111	3,998	2017-2018 Academic Year	Career Center Blueprint Data (Student Affairs Intranet Site)	Number of unique students utilizing coaching/advising services each semester	Improve student engagement with the Career Center
	S	1.6		Increase graduate enrollment and doctoral degrees conferred							
	M	1.6.1	Total graduate student enrollment		8,543	8,640	8,369	Fall 2017	OIRAA - Enrollment Data	Headcount graduate and professional students	Continue strategic graduate student enrollment management
	M	1.6.2	Number of doctoral degrees conferred		317	325	333	2016-2017 Academic Year	Provost Dashboard (IPEDS)	Number of degrees awarded by type during academic year	Increase doctoral degrees conferred
Education, Training, and Human Development	G	2		Assemble and Support a World Class Faculty							
	S	2.1		Hire and retain highly productive and diverse faculty scholars and educators							
	M	2.1.1	FT Faculty-to-student ratio		18.1	18.1	17.1	2017-18 academic year	Common Data Set (I-2)	Number of students: number of faculty	Align faculty hiring with university and unit needs
	M	2.1.2	Sponsored Awards Funding		253.6	255	258.1	2017-2018 FY	Office of the Vice President for Research	Total sponsored award dollars, in million	Evaluate resources for attracting and retaining internationally recognized faculty
	M	2.1.3	Average faculty salary		\$99,052	\$100,000	\$101,023	Fall 2017	CHE Summary Salary Report	Average Faculty Salary - All Ranks (in US dollars)	Assess and improve faculty salaries to better align with national standards
	S	2.2		Provide incentives to reward high-quality teaching							
	M	2.2.1	Number of workshops offered to faculty and GTAs on teaching and learning		111	120	98	2016-17 FY	Center for Teaching Excellence	Workshops and seminars offered by the Center for Teaching & Learning that are open to faculty and graduate teaching assistants	Increase faculty participation with the Center for Teaching Excellence
	M	2.2.2	Faculty participation hours in CTE programs		9,522	10,500	8,759	2016-17 FY	Center for Teaching Excellence	Professional development hours of faculty and graduate teaching assistants attending workshops offered by the Center for Teaching & Learning	Increase faculty participation with the Center for Teaching Excellence
Public Infrastructure and Economic Development	G	3		Spur Innovation, Creative Expression, and Community Engagement							
	S	3.1		Grow Community Partnerships							
	M	3.1.1	Post-graduation employment/graduate school placement		87.50%	89.50%	75.30%	2017-2018 Academic Year	Career Center Blueprint Data (Student Affairs Intranet Site)	% students employed or enrolled in graduate/professional school post graduation	Increase the number of student graduating in fields with high workforce demand
	M	3.1.2	Number of service-learning courses offered		104	106	82	2017-2018 Academic Year	Student_Engagement_2015-16_Usage_Data (SA intranet site)	Service-learning courses offered (count sections)	Increase service-learning courses and other community engagement experiences for students
	M	3.1.3	Number of students enrolled in service learning courses		1,800	1827	1,714	2017-2018 Academic Year	Student_Engagement_2015-16_Usage_Data (SA intranet site)	Enrollment in service-learning courses	Increase service-learning courses and other community engagement experiences for students
Public Infrastructure and Economic Development	G	4		Build Inclusive and Inspiring Communities							

Agency Name: University of South Carolina - Columbia

Fiscal Year 2017-2018
Accountability Report

Agency Code: H270 Section: 20A

Strategic Planning and Performance Measurement Template

Statewide Enterprise Strategic Objective	Type	Item #		Description	Base	2017-18		Time Applicable	Data Source and Availability	Calculation Method	Meaningful Use of Measure
		Goal	Measure			Target	Actual				
	S	4.1		Foster a welcoming community and an inclusive university community							
	M	4.1.1	Under-represented minority student freshman-to-sophomore retention rates	90.68%	91.50%	85.78%	Fall 2017	USC Columbia Office of Institutional Research, Assessment and Analytics	Underrepresented students enrolled as freshman in Fall 2017 that also enrolled in Fall 2018	Develop programs that promote inclusion	
	M	4.1.2	Under-represented minority student six-year graduation rate	71.80%	73.00%	74.20%	2017-2018 Academic Year	IPEDS	Underrepresented minority students enrolled as freshman in 2011 that graduated by 2017	Create partnerships and programs that support the success of under-resourced students	
	S	4.2		Improve the diversity of students, faculty, and staff							
	M	4.2.1	Percent underrepresented minority students in the freshman class	12.39%	13.50%	14.23%	Fall 2017	USC Columbia Office of Institutional Research, Assessment and Analytics	Percentage of underrepresented minority students enrolled in the freshman class	focused strategies for recruiting under-resourced and under-represented students	
	M	4.2.2	Percent underrepresented minority full-time faculty	13.30%	15.50%	17.96%	Fall 2017	SC CHE (info.che.sc.gov)	Count FT faculty who self-identify as Hispanic, American Indian/Alaskan Native, Asian, Black/African American or Native Hawaiian Pacific Islander divided by total count FT faculty	Institutionalize strategies for recruiting and retaining underrepresented faculty and staff members	
Education, Training, and Human Development	G	5		Demand Institutional Excellence							
	S	5.1		Improve notable external measures/rankings							
	M	5.1.1	US News and World Report National Ranking	107	105	103	Fall 2018	usnews.com	National Ranking	Improve external measures of quality	
	M	5.1.2	QS (International) Ranking	551-600	500-550	601-650	Fall 2018	topuniversities.com	International Ranking	Improve external measures of quality	
	S	5.2		Increase philanthropic support							
	M	5.2.1	Number of alumni donors	19,466	20,000	20,578	2017-2018 FY	University of South Carolina Division of Development	Total number of undergraduate and graduate alumni donors reported to CASE for the Voluntary Support of Education	Increase number of alumni donors	

Agency Name: University of South Carolina - Columbia

Fiscal Year 2018-2019

Agency Code: H270 Section: 20A

Accountability Report

Strategic Planning and Performance Measurement Template

Statewide Enterprise Strategic Objective	Type	Item #		Description	2018-19		Time Applicable	Data Source and Availability	Calculation Method	Meaningful Use of Measure
		Goal	Measure		Base	Target				
Education, Training, and Human Development	G	1		Educate the Thinkers & Leaders of Tomorrow						
	S	1.1		Achieve measured enrolled growth of a highly competitive and diverse student population						
	M	1.1.1	First-time, full-time freshman	5,875	6,200	Fall 2018	Common Data Set (B1)	Total first-time college students enrolled full time	Maintain commitment to South Carolinians by continuing to grow our in-state student population	
	M	1.1.2	Freshman SAT/ACT scores (average)	1192/27	1198/27	Fall 2018	SC Commission on Higher Education	Mean combined SAT (Math/Verbal) and ACT scores, first-time freshman	Strengthen the focus of recruiting strategy for continued improvement of incoming student academic profiles	
	M	1.1.3	Number students receiving state scholarships (Palmetto Fellows, Life, Hope)	9,038	10,000	Fall 2018	Financial Aid Factbook, Fall 2017	Unduplicated count of students accepting award	Increase need-based and merit scholarships to provide better access and affordability	
	S	1.2		Improve student retention and on-time graduation						
	M	1.2.1	Freshman-to-sophomore retention rate	88.20%	89.50%	Fall 2018	Common Data Set (B22)	Students enrolled as freshman in Fall 2016 that also enrolled in Fall 2017	Improve freshman to sophomore retention	
	M	1.2.2	6-year graduate rate	75.05%	77.00%	2018	Common Data Set (B11)	Students enrolled as freshman in 2011 that graduated by 2017	Improve six-year graduation rate	
	M	1.2.3	Number of advisors	145	150	Aug-19	Office of Undergraduate Advising	Number of professional staff advisors (does not include administrative assistants with advising duties)	Maximize flexible student scheduling	
	S	1.3		Deliver academic programs that are robust, relevant, innovative, and collaborative						
	M	1.3.1	Number of Carolina Core (general education) courses offered	237	250	Fall 2019	Office of the Provost	Number of approved Carolina Core courses	Increase Carolina Core-based student-learning	
	M	1.3.2	Percent faculty with terminal degrees	73.13%	74.50%	Fall 2018	Common Data Set (I-1f)	Full time faculty with Terminal Degrees as defined by SACS in their primary teaching area/All faculty-Nursing as Primary Teaching area	Increase faculty impact	
	M	1.3.2	Carolina Core learning achievement rate*			2018-2019 Academic Year	Office of the Provost	% students meeting Carolina Core Learning Outcomes	Increase Carolina Core student-learning achievement rates	
	S	1.4		Encourage high impact experiential learning						
	M	1.4.1	Graduation with Leadership Distinction completion rate	431	500	December 2018-August 2019	USC Connect	Number of students completing requirements for Graduate with Leadership Distinction honor	Increase number of graduates with leadership distinction (GLD)	
	M	1.4.2	Number of community engagement projects*			2018-2019 Academic Year	USC Connect	Count number of community engagement projects/number of student hours dedicated to community engagement	Increase service-learning courses and other community engagement experiences for students	
	M	1.4.3	Percentage of students participating in study abroad or other Experiential Learning programs*			2018-2019 Academic Year	Study Abroad Office	Count undergraduate student experiences	Increase student participation in study-abroad courses, programs and experiences	
	S	1.5		Improve student career readiness and placement						
	M	1.5.1	Post-graduation employment/graduate school placement rate	75.30%	78%	2018-2019 Academic Year	Career Center Blueprint Data (Student Affairs Intranet Site)	% students employed or enrolled in graduate/professional school post graduation	Improve student job placement and admission to graduate school	
	M	1.5.2	Number of students served by Career Center	3,998	4,100	2018-2019 Academic Year	Career Center Blueprint Data (Student Affairs Intranet Site)	Number of unique students utilizing services each semester	Improve student engagement with the Career Center	
	S	1.6		Increase graduate enrollment and doctoral degrees conferred						
	M	1.6.1	Total graduate student enrollment	8,369	8,450	Fall 2018	OIRAA - Enrollment Data	Headcount graduate and professional students	Continue strategic graduate student enrollment management	
	M	1.6.2	Number of doctoral degrees conferred	333	375	2017-2018 Academic Year	Provost Dashboard (IPEDS)	Number of degrees awarded by type during academic year	Increase doctoral degrees conferred	

Agency Name: University of South Carolina - Columbia

Fiscal Year 2018-2019

Agency Code: H270 Section: 20A

Accountability Report

Strategic Planning and Performance Measurement Template

Statewide Enterprise Strategic Objective	Type	Item #			2018-19		Time Applicable	Data Source and Availability	Calculation Method	Meaningful Use of Measure
		Goal	Strategy	Measure	Base	Target				
Education, Training, and Human Development	G	2			Assemble and Support and World Class Faculty					
	S	2.1			Hire and retain highly productive and diverse faculty scholars and educators					
	M	2.1.1	FT Faculty-to-student ratio		17:1	17:1	2018-2019 Academic Year	Common Data Set (I-2)	Number of students: number of faculty	Align faculty hiring with university and unit needs
	M	2.1.2	Sponsored Awards Funding		258.1	260	2018-19 FY	Office of the Vice President for Research	Total sponsored award dollars, in millions	Evaluate resources for attracting and retaining internationally recognized faculty
	M	2.1.3	Average faculty salary		\$101,023	\$101,100	Fall 2018	CHE Summary Salary Report	Average Faculty Salary - All Ranks	Assess and improve faculty salaries to better align with national standards
	M	2.1.4	Scholarly Productivity Index*							Increase faculty scholarly productivity and impact
	S	2.2			Provide incentives to reward high-quality teaching					
	M	2.2.1	Number of workshops offered to faculty and GTAs on teaching and learning		98	100	2017-18 FY	Center for Teaching Excellence	Workshops and seminars offered by the Center for Teaching & Learning that are open to faculty and graduate teaching assistants	Increase faculty participation with the Center for Teaching Excellence
	M	2.2.2	Faculty participation hours in CTE programs		8,759	9,200	2017-18 FY	Center for Teaching Excellence	Professional development hours of faculty and graduate teaching assistants attending workshops offered by the Center for Teaching & Learning	Increase faculty participation with the Center for Teaching Excellence
Public Infrastructure and Economic Development	G	3			Spur Innovation, Creative Expression, and Community Engagement					
	S	3.1			Accelerate entrepreneurship and innovation					
	M	3.1.1	Number of new businesses, partnerships or commercializations*				2017-18 FY	Office of Economic Engagement	Number of new businesses, partnerships or commercializations	Increase the number of new businesses, commercial ventures, corporate partnerships, technology commercialization and startups
	M	3.1.2	Number of student participants in McNair (or harmonized) programs*				2018-2019 Academic Year	McNair Institute	Count students participating in McNair Institute and/or harmonized program	Increase the number of student participants in McNair Institute (or harmonized) programs
	S	3.2			Expand creativity and engagement with the arts					
	M	3.2.1	Total number of community engagements in arts projects*				2018-2019 Academic Year	USC Connect	Count number of community engagement in the arts projects	Expand integrated arts engagement in curricular and experiential learning offerings
	S	3.3			Grow Community Partnerships					
	M	3.3.1	Post-graduate employment/graduate school placement		75.30%	78%	2018-2019 Academic Year	Career Center Blueprint Data (Student Affairs Intranet Site)	% students employed or enrolled in graduate/professional school post graduation	Increase the number of student graduating in fields with high workforce demand
	M	3.3.2	Number of service-learning courses offered		82	90	2018-2019 Academic Year	Student_Engagement_2015-16_Usage_Data (SA Intranet site)	Service-learning courses offered (count sections)	Increase service-learning courses and other community engagement experiences for students
	M	3.3.3	Number of students enrolled in service learning courses		1,714	2,000	2018-2019 Academic Year	Student_Engagement_2015-16_Usage_Data (SA Intranet site)	Enrollment in service-learning courses	Increase service-learning courses and other community engagement experiences for students
Public Infrastructure and Economic Development	G	4			Build Inclusive and Inspiring Communities					
	S	4.1			Foster a welcoming community and an inclusive university community					
	M	4.1.1	Under-represented student freshman-to-sophomore retention rates		85.78%	88.75%	Fall 2018	USC Columbia Office of Institutional Research, Assessment and Analytics	Underrepresented students enrolled as freshman in Fall 2017 that also enrolled in Fall 2018	Develop programs that promote inclusion
	M	4.1.2	Under-represented student six-year graduation rate		74.20%	75.00%	2018-2019 Academic Year	IPEDS	Underrepresented minority students enrolled as freshman in 2011 that graduated by 2017	Create partnerships and programs that support the success of under-resourced students
	M	4.1.3	Campus climate survey*							

Agency Name: University of South Carolina - Columbia

Fiscal Year 2018-2019

Agency Code: H270 Section: 20A

Accountability Report

Strategic Planning and Performance Measurement Template

Statewide Enterprise Strategic Objective	Type	Item #			Description	2018-19		Time Applicable	Data Source and Availability	Calculation Method	Meaningful Use of Measure
		Goal	Strategy	Measure		Base	Target				
	S	4.2			Improve the diversity of students, faculty, and staff						Focused strategies for recruiting under-resourced and under-represented students
	M	4.2.1	Percent underrepresented students in the freshman class		14.23%	15.25%	Fall 2018	USC Columbia Office of Institutional Research, Assessment and Analytics	Percentage of underrepresented minority students enrolled in the freshman class		Institutionalize strategies for recruiting and retaining underrepresented faculty and staff members
	M	4.2.2	Percent underrepresented full-time faculty		17.96%	19%	Fall 2018	SC CHE (info.che.sc.gov)	Count FT faculty who self-identify as Hispanic, American Indian/Alaskan Native, Asian, Black/African American or Native Hawaiian Pacific Islander divided by total count FT faculty		Institutionalize strategies for recruiting and retaining underrepresented faculty and staff members
	M	4.2.3	Percent of underrepresented staff*						Count FT staff who self-identify as Hispanic, American Indian/Alaskan Native, Asian, Black/African American or Native Hawaiian Pacific Islander divided by total count FT staff		Institutionalize strategies for recruiting and retaining underrepresented faculty and staff members
Education, Training, and Human Development	G	5			Demand Institutional Excellence						
	S	5.1			Improve notable external measures/rankings						Improve external measures of quality
	M	5.1.1	US News and World Report Ranking		103	99	Fall 2019	usnews.com	National Ranking		Improve external measures of quality
	M	5.1.2	QS (International) Ranking		601-650	550-600	Fall 2019	topuniversities.com	International Ranking		Improve brand perception and awareness through integrated communications efforts
	M	5.1.3	S.C. Brand Perception*				2017-18 FY	USC Marketing Department	Brand perception		Improve brand perception and awareness through integrated communications efforts
	S	5.2			Increase philanthropic support						
	M	5.2.1	Number of alumni donors		20,578	22,000	2018-29 FY	University of South Carolina Division of Development	Total number of undergraduate and graduate alumni donors reported to CASE for the Voluntary Support of Education		Increase number of alumni donors
NOTE: Measures indicatd by * are new and have no baseline established											

Agency Name: University of South Carolina - Columbia

Fiscal Year 2017-2018
Accountability Report

Agency Code: H270 Section: 20A

Program Template

Program/Title	Purpose	FY 2017-18 Expenditures (Actual)				FY 2018-19 Expenditures (Projected)				Associated Measure(s)
		General	Other	Federal	TOTAL	General	Other	Federal	TOTAL	
I.A. USC-Non-Medicine: Unrestricted E&G	Activities that directly support the primary mission of the University to educate the state's diverse citizens through teaching, research and creative activity and service. Current fund resources received by an institution that have no limitations or stipulations placed on them by external agencies or donors, and that have not been set aside for loans, endowments, or plant. These resources are normally derived from state appropriations, student fees, and institutional revenues.	\$ 89,026,542	\$ 371,313,599	\$ -	\$ 460,340,141	\$ 93,772,438	\$ 444,568,182	\$ -	\$ 538,340,620	1.1.1-1.6.2, 2.1.1-2.2.2, 5.1.1-5.2.1
I.B. USC-Non-Medicine: Restricted E&G	Activities that directly support the primary mission of the University to educate the state's diverse citizens through teaching, research and creative activity and service. Current fund resources received by an institution that have limitations or stipulations placed on their use by external agencies or donors. These resources are normally derived from gifts, grants, and contracts and used predominantly for research and student scholarship activities.	\$ -	\$ 111,990,160	\$ 109,441,081	\$ 221,431,241	\$ -	\$ 125,326,537	\$ 136,749,157	\$ 262,075,694	1.1.1-1.6.2, 4.1.1-4.2.3, 5.1.1-5.2.1
I.C. USC-Non-Medicine: Auxiliary Services	Self-supporting activities that exist to furnish goods and services to students, faculty, or staff, and charge a fee directly related to the cost of the goods or services. These activities include student health, student housing, food service, bookstore, vending and concessions, athletics, parking, and other services.	\$ -	\$ 164,427,277	\$ -	\$ 164,427,277	\$ -	\$ 165,153,537	\$ -	\$ 165,153,537	1.2.1-1.2.3
II. A. USC-Medicine: Unrestricted	Activities that directly support the primary mission of the Columbia Medical School to educate the state's future physicians. Current fund resources received by an institution that have no limitations or stipulations placed on them by external agencies or donors, and that have not been set aside for loans, endowments, or plant. These resources are normally derived from state appropriations, student fees, and institutional revenues.	\$ 11,807,898	\$ 23,019,723	\$ -	\$ 34,827,621	\$ 12,864,674	\$ 19,362,168	\$ -	\$ 32,226,842	2.1.1-2.1.4, 3.1.1., 3.3.1, 5.1.1-5.1.3

Agency Name: University of South Carolina - Columbia

Fiscal Year 2017-2018
Accountability Report

Agency Code: H270 Section: 20A

Program Template

Program/Title	Purpose	FY 2017-18 Expenditures (Actual)				FY 2018-19 Expenditures (Projected)				Associated Measure(s)
		General	Other	Federal	TOTAL	General	Other	Federal	TOTAL	
II. B. USC-Medicine: Restricted	Activities that directly support the primary mission of the Columbia Medical School to educate the state's future physicians. Current fund resources received by an institution that have limitations or stipulations placed on their use by external agencies or donors. These resources are normally derived from gifts, grants, and contracts and used predominantly for research and student scholarship activities.	\$ -	\$ 14,468,005	\$ 16,942,253	\$ 31,410,258	\$ -	\$ 10,915,145	\$ 23,804,474	\$ 34,719,619	2.1.1-2.1.4, 3.1.1, 3.3.1, 5.1.1-5.1.3
II. C. USC-Medicine: Benefits	Fringe Benefits associated with Salaries for Columbia Medicine reflected in the figures and categories above. Includes State Retirement, FICA, State Health Plan Premiums, Unemployment Compensation and Workers Compensation.	\$ 3,213,750	\$ 6,589,179	\$ 1,982,270	\$ 11,785,199	\$ 3,341,504	\$ 6,140,609	\$ 2,750,000	\$ 12,232,113	2.1.1-2.1.3, 4.2.2-4.2.3
III. A. USC Greenville School of Medicine: Unrestricted	Activities that directly support the primary mission of the Greenville Medical School to educate the state's future physicians. Current fund resources received by an institution that have no limitations or stipulations placed on them by external agencies or donors, and that have not been set aside for loans, endowments, or plant. These resources are normally derived from state appropriations, student fees, and institutional revenues.	\$ -	\$ 18,123,069	\$ -	\$ 18,123,069	\$ -	\$ 21,361,743	\$ -	\$ 21,361,743	2.1.1-2.1.4, 3.3.1
III. B. USC Greenville School of Medicine: Restricted	Activities that directly support the primary mission of the Greenville Medical School to educate the state's future physicians. Current fund resources received by an institution that have limitations or stipulations placed on their use by external agencies or donors. These resources are normally derived from gifts, grants, and contracts and used predominantly for research and student scholarship activities.	\$ -	\$ 503,073	\$ 348,512	\$ 851,585	\$ -	\$ 2,000,000	\$ 2,470,000	\$ 4,470,000	2.1.1-2.1.4
III. C. USC Greenville School of Medicine: Employee Benefits	Fringe Benefits associated with Salaries for Greenville Medicine reflected in the figures and categories above. Includes State Retirement, FICA, State Health Plan Premiums, Unemployment Compensation and Workers Compensation.	\$ -	\$ 1,758,190	\$ -	\$ 1,758,190	\$ -	\$ 750,000	\$ 30,000	\$ 780,000	2.1.1, 2.1.3, 4.2.2-4.2.3

Agency Name: University of South Carolina - Columbia

Fiscal Year 2017-2018
Accountability Report

Agency Code: H270 Section: 20A

Program Template

Program/Title	Purpose	FY 2017-18 Expenditures (Actual)				FY 2018-19 Expenditures (Projected)				Associated Measure(s)
		General	Other	Federal	TOTAL	General	Other	Federal	TOTAL	
IV. C. Employee Benefits: State Employer Contributions	Fringe Benefits associated with Salaries for Columbia Non-Medicine (Unrestricted, Restricted and Auxiliaries) reflected in the figures and categories above. Includes State Retirement, FICA, State Health Plan Premiums, Unemployment Compensation and Workers Compensation.	\$ 27,161,034	\$ 98,451,379	\$ 10,857,512	\$ 136,469,925	\$ 29,398,956	\$ 114,951,422	\$ 12,800,000	\$ 157,150,378	4.2.2-4.2.3, 5.1.1-5.1.3
	Total	\$ 131,209,224	\$ 810,643,654	\$ 139,571,628	\$ 1,081,424,506	\$ 139,377,572	\$ 910,529,343	\$ 178,603,631	\$ 1,228,510,546	
	Columbia: Non-Medicine	\$ 116,187,576	\$ 746,182,415	\$ 120,298,593	\$ 982,668,584	\$ 123,171,394	\$ 849,999,678	\$ 149,549,157	\$ 1,122,720,229	
	School of Medicine - Columbia	\$ 15,021,648	\$ 44,076,907	\$ 18,924,523	\$ 78,023,078	\$ 16,206,178	\$ 36,417,922	\$ 26,554,474	\$ 79,178,574	
	School of Medicine - Greenville	\$ -	\$ 20,384,332	\$ 348,512	\$ 20,732,844	\$ -	\$ 24,111,743	\$ 2,500,000	\$ 26,611,743	
	Total H27	\$ 131,209,224	\$ 810,643,654	\$ 139,571,628	\$ 1,081,424,506	\$ 139,377,572	\$ 910,529,343	\$ 178,603,631	\$ 1,228,510,546	
Notes:										
FY 2017-18 expenditures reported as prepared for Comprehensive Annual Financial Report. FY18 financials are still under review and not final as of the due date for this report. Year-end Financial Statements will be provided to Comptroller General by no later than										
FY 2018-19 projected based on FY 2018-19 State Appropriation Act.										

Agency Name: University of South Carolina - Columbia

Fiscal Year 2017-2018
Accountability Report

Agency Code: H270 Section: 20A

Legal Standards Template

Item #	Law Number	Jurisdiction	Type of Law	Statutory Requirement and/or Authority Granted	Does this law specify who your agency must or may serve? (Y/N)	Does the law specify a product or service your agency must or may provide?	If yes, what type of service or product?	If other service or product, please specify what service or product.
2	§ 1-1-810 of SC Code of Laws	State	Statute	Annual accountability report to be submitted to the Governor and General Assembly	No	Yes	Report our agency must/may provide	
3	§ 1-1-820 of SC Code of Laws	State	Statute	Required content of annual accountability reports	No	Yes	Report our agency must/may provide	
4	§ 1-1-550 of SC Code of Laws	State	Statute	Qualified honorably discharged veterans have preference for employment	No	No - But relates to manner in which one or more agency deliverables is provided		
5	§ 11-35 of SC Code of Laws	State	Statute	Specifies procedures for procurement of goods and services	Yes	Yes	Other service or product our agency must/may provide	Procurement Services
6	§ 59-26 of SC Code of Laws	State	Statute	Establishes requirements and standards relating to the teacher education programs	Yes	Yes	Other service or product our agency must/may provide	Teacher education programs
7	§ 59-101 of SC Code of Laws	State	Statute	Statutory recognition of colleges and institutions of higher learning	Yes	Yes	Other service or product our agency must/may provide	Teaching, research and service
8	§ 59-102 of SC Code of Laws	State	Statute	Statutory requirements for student athletes	Yes	Yes	Other service or product our agency must/may provide	Student and athletic services
9	§ 59-103 of SC Code of Laws	State	Statute	Establishment of the State Commission on Higher Education with authority over public supported higher education in the State	No	No - But relates to manner in which one or more agency deliverables is provided		
10	§ 59-104 of SC Code of Laws	State	Statute	Meeting of admissions pre-requisites, Palmetto Scholarship program, competitive grants, Governor's Professor of the Year recognition, endowed professorship programs, accountability through assessment and planning, institutional effectiveness requirements	Yes	Yes	Report our agency must/may provide	
11	§ 59-105 of SC Code of Laws	State	Statute	Statutory requirements for a comprehensive sexual assault policy to address prevention and awareness of sexual assault	Yes	No - But relates to manner in which one or more agency deliverables is provided		
12	§ 59-106 of SC Code of Laws	State	Statute	Statutory requirements for inclusion of information regarding registered sex offenders in annual security reports	Yes	Yes	Report our agency must/may provide	
13	§ 59-107 of SC Code of Laws	State	Statute	Statutory requirements regarding remittance and application of tuition fees for permanent improvements and other expenses, regulations for issuance of State institution bonds	No	Yes	Other service or product our agency must/may provide	Business/Accounting services
14	§ 59-110 of SC Code of Laws	State	Statute	Statutory requirements for incentives to retain and attract new nurse faculty and to provide technology to increase accessibility to clinical education needs	Yes	Yes	Other service or product our agency must/may provide	HR / Payroll services
15	§ 59-111 of SC Code of Laws	State	Statute	State scholarships and loan programs	Yes	Yes	Other service or product our agency must/may provide	Financial Aid and Business/Accounting services
16	§ 59-112 of SC Code of Laws	State	Statute	Requirements for determination of tuition and fee rates and abatements	Yes	Yes	Other service or product our agency must/may provide	Business/Accounting services
17	§ 59-113 of SC Code of Laws	State	Statute	Requirements for tuition grants	Yes	Yes	Other service or product our agency must/may provide	Financial Aid and Business/Accounting services
18	§ 59-114 of SC Code of Laws	State	Statute	National Guard College Assistance requirements	Yes	Yes	Other service or product our agency must/may provide	Financial Aid and Business/Accounting services
19	§ 59-115 of SC Code of Laws	State	Statute	Authority and requirements for state student loans	Yes	Yes	Other service or product our agency must/may provide	Financial Aid and Business/Accounting services
20	§ 59-116 of SC Code of Laws	State	Statute	Authority and requirements for campus police	Yes	Yes	Other service or product our agency must/may provide	Campus Police
21	§ 59-117 of SC Code of Laws	State	Statute	Statutory authority for the University of South Carolina and its governance by a board of trustees	No	Yes	Other service or product our agency must/may provide	Research, Teaching and Public Service
22	§ 59-118 of SC Code of Laws	State	Statute	Statutory requirements over academic endowments	Yes	Yes	Other service or product our agency must/may provide	Business/Accounting services
23	§ 59-142 of SC Code of Laws	State	Statute	Statutory authority and requirements for state need-based grants	Yes	Yes	Other service or product our agency must/may provide	Financial Aid and Business/Accounting services
24	§ 59-143 of SC Code of Laws	State	Statute	Establishment of a state educational endowment to fund grants and scholarship programs	Yes	Yes	Other service or product our agency must/may provide	Financial Aid and Business/Accounting services
25	§ 59-147 of SC Code of Laws	State	Statute	Requirements for higher education revenue bonds	No	Yes	Other service or product our agency must/may provide	Business/Accounting services
26	§ 59-149 of SC Code of Laws	State	Statute	Authorization and requirements for the LIFE Scholarship program	Yes	Yes	Other service or product our agency must/may provide	Financial Aid and Business/Accounting services
27	§ 59-150 of SC Code of Laws	State	Statute	Use of Lottery funds in support of higher education	Yes	No - But relates to sources of funding for one or more agency deliverables		

Agency Name: University of South Carolina - Columbia

Fiscal Year 2017-2018
Accountability Report

Agency Code: H270 Section: 20A

Legal Standards Template

Item #	Law Number	Jurisdiction	Type of Law	Statutory Requirement and/or Authority Granted	who your agency must or may serve? (Y/N)	Does the law specify a product or service your agency must or may provide?	If yes, what type of service or product?	If other service or product, please specify what service or product.
28	§ 9-1 of SC Code of Laws	State	Statute	Retirement system for employees	No	Yes	Distribute funding to another entity	
29	§ 13-17 of SC Code of Laws	State	Statute	Establishment and requirements of the South Carolina Research Authority to facilitate research activities at institutions of higher education	No	Yes	Other service or product our agency must/may provide	Research, activities
30	§ 59-101-210 (A)(1) of SC Code of Laws	State	Statute	Requires public colleges and universities to maintain a report of violations of the Institution's Conduct of Student Organizations by fraternity and sorority organizations formally affiliated with the institution	Yes	Yes	Report our agency must/may provide	
31	§ 48-52-620 of SC Code of Laws	State	Statute	Requires public colleges and universities to develop energy conservation plans and to reduce energy consumption by 20% by 2020	No	Yes	Report our agency must/may provide	
32	§ 44-96-80 and § 44-96-140 of SC Code of Laws	State	Statute	Requires the submission of an annual report of recycling data to be submitted to DHEC	No	Yes	Report our agency must/may provide	
33	119 Code of State Regulations	State	Regulation	Regulations for drivers of vehicles on campuses of the University of South Carolina System; authority to issue fines and authority of Chancellor to appoint boards, committees, and courts to oversee regulation	Yes	No - But relates to manner in which one or more agency deliverables is provided		
34	62 Code of State Regulations, Sec. 250-262	State	Regulation	State Regulations promulgated for South Carolina National Guard College Assistance Program	Yes	Yes	Other service or product our agency must/may provide	Financial Aid services
35	62 Code of State Regulations, Sec. 300-375	State	Regulation	State Regulation promulgated for Palmetto Fellows Scholarship Program	Yes	Yes	Other service or product our agency must/may provide	Financial Aid services
36	62 Code of State Regulations, Sec.450-505	State	Regulation	State Regulation promulgated for the SC Need-based Grant Program for public institutions	Yes	Yes	Other service or product our agency must/may provide	Financial Aid services
37	62 Code of State Regulations, Sec. 510-522	State	Regulation	State Regulation promulgated for the Governor's Teaching Scholarship/Loan Program	Yes	Yes	Other service or product our agency must/may provide	Financial Aid services
38	62 Code of State Regulations, Sec. 540-590	State	Regulation	State Regulation promulgated for the African-American Teacher Loan Program	Yes	Yes	Other service or product our agency must/may provide	Financial Aid services
39	62 Code of State Regulations, Sec.600-612	State	Regulation	State Regulation promulgated for the determination of rates of tuition and fees (State Residency for tuition).	Yes	Yes	Other service or product our agency must/may provide	Business/Accounting services
40	62 Code of State Regulations, Sec.700-750	State	Regulation	State Regulation for Performance Standards and Funding and the Reduction, Expansion, Consolidation, or Closure of an Institution.	No	No - But relates to manner in which one or more agency deliverables is provided		
41	62 Code of State Regulations, Sec.820-900	State	Regulation	State Regulation promulgated for matching of gifts and funds for institutional endowments	Yes	Yes	Other service or product our agency must/may provide	Business/Accounting services
42	62 Code of State Regulations, Sec.900.85-900.140	State	Regulation	State Regulation promulgated for the administration of the SC HOPE scholarship program	Yes	Yes	Other service or product our agency must/may provide	Financial Aid and Business/Accounting services
43	62 Code of State Regulations, Sec. 1000-1040	State	Regulation	State Regulation promulgated for the administration of LIFE Scholarship and Palmetto Fellows Scholarship Appeals	Yes	Yes	Other service or product our agency must/may provide	Financial Aid and Business/Accounting services
44	62 Code of State Regulations, Sec.1100-1170	State	Regulation	State Regulation promulgated for oversight and administration of the program for free tuition for residents of SC aged sixty years old and older	Yes	Yes	Other service or product our agency must/may provide	Financial Aid and Business/Accounting services
45	62 Code of State Regulations, Sec.1200.1200.75	State	Regulation	State Regulation promulgated for the administration of the LIFE Scholarship and LIFE Scholarship Enhancements	Yes	Yes	Other service or product our agency must/may provide	Financial Aid and Business/Accounting services
46	Act No. 13 (R22, H3726) of the 2017 Session of the General Assembly	State	Statute	Legislation pertaining to oversight of the South Carolina Retirement System with stipulated employer and employee contribution rates	No	Yes	Other service or product our agency must/may provide	HR / Payroll services
48	Act No. 22 (R38, H3034) of the 2017 Session of the General Assembly	State	Statute	Legislation that extends in-state tuition to spouses and dependents of military personnel and veterans under specified circumstances	Yes	Yes	Other service or product our agency must/may provide	Business/Accounting services
49	OSH Act of 1970	Federal	Statute	Requirements to provide a safe and healthful workplace free of serious recognized hazards	Yes	Yes	Other service or product our agency must/may provide	Safety services
50	20 USC 1094, Section 487(a)(17)	Federal	Statute	Mandates the completion of IPEDS surveys in a timely and accurate manner for institutions participating in Federal financial assistance programs	No	Yes	Report our agency must/may provide	
51	P.L. 109-270, Section 421(a)(1)	Federal	Statute	Mandates the collection and reporting of racial and ethnic data of students to the Department of Education for institutions participating in Federal financial assistance programs	No	Yes	Report our agency must/may provide	
52	29 C.F.R. 1602, subparts O, P, and Q	Federal	Regulation	Mandates the collection and reporting of racial and ethnic data for institutional staff to the Department of Education for institutions participating in Federal financial assistance programs	No	Yes	Report our agency must/may provide	
53	34 C.F.R. Part 106.9	Federal	Regulation	Requirements to ensure nondiscrimination on the basis of sex of students and employees of educational institutions that receive federal financial assistance	Yes	No - But relates to manner in which one or more agency deliverables is provided		
54	34 C.F.R. 668.41(c)	Federal	Regulation	Requires an annual notice identifying the availability of institutional and financial aid information as required under FERPA	Yes	Yes	Report our agency must/may provide	
55	34 C.F.R. 668 Sections 43-44	Federal	Regulation	Must make available to prospective and enrolled students information regarding how and where to contact individuals designated to assist enrolled or prospective students in obtaining the institutional or financial aid information	Yes	Yes	Report our agency must/may provide	
56	34 C.F.R. 668.41 (a)-(d), 34 C.F.R. 668.42, 34 C.F.R. 668.43	Federal	Regulation	Requires institutions to make available to prospective and enrolled students information about financial aid	Yes	Yes	Report our agency must/may provide	

Agency Name: University of South Carolina - Columbia

Fiscal Year 2017-2018
Accountability Report

Agency Code: H270 Section: 20A

Legal Standards Template

Item #	Law Number	Jurisdiction	Type of Law	Statutory Requirement and/or Authority Granted	who your agency must or may serve? (Y/N)	Does the law specify a product or service your agency must or may provide?	If yes, what type of service or product?	If other service or product, please specify what service or product.
57	34 C.F.R. 668.40	Federal	Regulation	Requirement that students be notified that drug law violations will result in a loss of eligibility for any Title IV, HEA grant, loan, or work-study assistance	Yes	Yes	Report our agency must/may provide	
58	34 C.F.R. 668.41(c), 34 C.F.R. Part 99	Federal	Regulation	Requirement to inform students of their rights to privacy of student records, what information is included in publically available directories, and how the student can refuse to allow the release of information	Yes	Yes	Report our agency must/may provide	
59	20 U.S.C. 1015a(i)(1)(V)	Federal	Statute	Requirement to post specified items on the U.S. Department of Education's College Navigator website.	No	Yes	Report our agency must/may provide	
60	34 C.F.R. 668.41(a)-(d), 34 C.F.R. 668.43	Federal	Regulation	Requirement to make available to prospective and enrolled students information about facilities and services available to individuals with disabilities	Yes	Yes	Report our agency must/may provide	
61	HEOA Sec. 488(a)(1)(E)	Federal	Statute	Requires institutions to make available to prospective and enrolled students information about student diversity	Yes	Yes	Report our agency must/may provide	
62	34 C.F.R. 668.41(a) (d), 34 C.F.R. 668.43	Federal	Regulation	Requires institutions to make available to prospective and enrolled students information about the price of attendance, including tuition and fees, books and supplies, room and board, transportation costs, and any additional costs for a program in which the student is enrolled or expresses an interest.	Yes	Yes	Report our agency must/may provide	
63	20 U.S.C. 1015a(a), 20 U.S.C. 1015a(h))	Federal	Statute	Requires institutions to make available on their websites a net price calculator	No	Yes	Report our agency must/may provide	
64	34 C.F.R. 668.41(a)-(d), 34 C.F.R. 668.43	Federal	Regulation	Requires institutions to make available to prospective and enrolled students information related to refund policies, procedures for official withdrawal and requirements to return Title IV grants or loan aid	Yes	Yes	Report our agency must/may provide	
65	HEOA Sec. 112	Federal	Statute	Requires that the ISBN and retail price information of required and recommended textbooks and supplemental material be made available to students at the time of course registration; also requires disclosure of other course related metrics such as the number of students enrolled and the maximum number of students to be enrolled in the program of the institution, including current degree programs; instructional, laboratory, and other physical facilities that relate to the academic program; faculty and other instructional personnel; and any plans by the institution for improving the academic programs	Yes	Yes	Report our agency must/may provide	
66	34 CFR 668.41(a)-(d), 34 CFR 668.43	Federal	Regulation	Requires the institution to make available to prospective and enrolled students information about the academic program of the institution, including current degree programs; instructional, laboratory, and other physical facilities that relate to the academic program; faculty and other instructional personnel; and any plans by the institution for improving the academic programs	Yes	Yes	Report our agency must/may provide	
67	HEOA Sec. 488(g)	Federal	Statute	Requires the institution to publicly disclose information about the institution's policies regarding the transfer of credit and articulation agreements	No	Yes	Report our agency must/may provide	
68	34 C.F.R. 668.41(a)-(d), 34 C.F.R. 668.43	Federal	Regulation	Requires the institution to make available to prospective and enrolled students the names of associations, agencies, or governmental bodies that accredit, approve, or license the institution and its programs; and procedures for obtaining or reviewing documents describing accreditation, approval, or licensing.	Yes	Yes	Report our agency must/may provide	
69	HEOA Sec. 488(a)(1)(E)	Federal	Statute	Requires the institution to annually make available to current and prospective students the institution's policies and sanctions related to copyright infringement, computer use and file sharing	Yes	Yes	Report our agency must/may provide	
70	HEOA Sec. 201	Federal	Statute	Requires the submission of an annual Teacher Preparation Program Report through the state to the U.S. Department of Education	No	Yes	Report our agency must/may provide	
71	HEOA Sec. 107	Federal	Statute	Requires institutions to distribute in writing to each student and each employee standards of conduct that clearly prohibit the unlawful possession, use, or distribution of illicit drugs and alcohol by students and employees on the institution's property or as part of any of the institution's activities; description of applicable legal sanctions under state, local, and federal law description of health risks; description of available counseling, treatment, rehabilitation, or re-entry programs; and clear statement that institution will impose sanctions for violation of standards of conduct and a description of the sanctions; requires a biennial review of the effectiveness of the institution's drug and alcohol abuse prevention program	Yes	Yes	Report our agency must/may provide	
72	HEOA Sec. 488(a)(1)(E)	Federal	Statute	Requires institutions to make available to current and prospective students information about institutional policies regarding vaccinations	Yes	Yes	Other service or product our agency must/may provide	Enrollment Management services
73	HEOA Sec. 488(e)(1)(B)-(D)	Federal	Statute	Requires for an annual security report that includes emergency response and evacuation procedures, timely warning and a crime log	Yes	Yes	Report our agency must/may provide	
74	HEOA Sec. 488(g)	Federal	Statute	Requires institutions to have a policy in place regarding notification procedures for missing students for those residing in on-campus student housing facilities	Yes	Yes	Report our agency must/may provide	
75	HEOA Sec. 488(a)(1)(E)	Federal	Statute	Requirements of a fire safety report and fire log	No	Yes	Report our agency must/may provide	
76	HEOA Sec. 493(a)(1)(A)	Federal	Statute	Requires the institution to disclose to the alleged victim of any crime of violence, or a nonforcible sex offense, the results of any disciplinary proceeding conducted by the institution against a student who is the alleged perpetrator of such crime or offense	Yes	Yes	Report our agency must/may provide	
77	HEOA Sec. 488(a)(1)(E)	Federal	Statute	Requires that institutions make available to current and prospective students the retention rate of certificate- or degree-seeking, first-time, undergraduate students	Yes	Yes	Report our agency must/may provide	
78	HEOA Sec. 488(a)(2)-(3)	Federal	Statute	Requires that institution must annually make available to prospective and enrolled students the 150% completion or graduation rate and transfer-out rates of certificate- or degree-seeking, first-time, fulltime, undergraduate students. The graduation rates must be disaggregated by gender, major racial and ethnic subgroup [as defined in IPEDS], recipients of a Federal Pell Grant, recipients of a subsidized Stafford Loan who did not receive a Pell Grant, and students who did not receive either a Pell Grant or a subsidized Stafford Loan	Yes	Yes	Report our agency must/may provide	
79	HEOA Sec. 488(a)(3), Sec. 488(d)	Federal	Statute	Specifies the requirements of a report on the completion, graduation, and transfer out rates of NCAA student athletes receiving athletically related student aid	No	Yes	Report our agency must/may provide	
80	HEOA Sec. 488(a)(1)(E)	Federal	Statute	Specifies that institutions must make available to current and prospective students information regarding the placement in employment of, and types of employment obtained by, graduates of the institution's degree or certificate programs if those rates have been calculated	Yes	Yes	Report our agency must/may provide	

Agency Name: University of South Carolina - Columbia

Fiscal Year 2017-2018
Accountability Report

Agency Code: H270 Section: 20A

Legal Standards Template

Item #	Law Number	Jurisdiction	Type of Law	Statutory Requirement and/or Authority Granted	who your agency must or may serve? (Y/N)	Does the law specify a product or service your agency must or may provide?	If yes, what type of service or product?	If other service or product, please specify what service or product.
81	HEOA Sec. 488(a)(1)(E)	Federal	Statute	Requires that institutions make available to current and prospective students information regarding the types of graduate and professional education in which graduates of the institution's 4-year degree programs enrolled	Yes	Yes	Report our agency must/may provide	
82	34 CFR 668-41(a)-(b), 34 CFR 668.41(g), 34 CFR 668.47	Federal	Regulation	Specifies the details of reports to be submitted to the U.S. Department of Education and the information to be given to current and prospective students about the gender breakdown of the student body, the intercollegiate athletic teams, revenue and expenditures associated with athletics, and salary of coaches	Yes	Yes	Report our agency must/may provide	
83	HEOA Sec. 493(a)(1)	Federal	Statute	Requires institutions to make a good faith effort to distribute mail voter registration forms for Federal and State elections	Yes	Yes	Other service or product our agency must/may provide	Voter registration services
84	34 CFR 668.14(b)(11)	Federal	Regulation	Requires that institutions inform all eligible borrowers enrolled in the institution about the availability of and their eligibility for grant assistance from the state in which the institution is located, and provide sources of information about grant assistance from other states to borrowers from other states	Yes	Yes	Other service or product our agency must/may provide	Financial Aid services
85	HEOA Sec. 488(c)	Federal	Statute	Requires institutions to provide information about rights and responsibilities of students and institutions under Title IV, HEA loan programs to students at any time that information regarding loan availability is provided	Yes	Yes	Other service or product our agency must/may provide	Financial Aid services
86	HEOA Sec. 489	Federal	Statute	Requires that potential students, students and parents of students who receive a Title IV loan be informed that details of the loan will be submitted to the National Student Loan Data System and will be accessible by guaranty agencies, lenders, and institutions determined to be authorized users of the data system	Yes	Yes	Report our agency must/may provide	
87	HEOA Sec. 488(g)	Federal	Statute	Specifies the details of disclosure required prior to the disbursement of Federal Direct loans or Parent PLUS loans	Yes	Yes	Other service or product our agency must/may provide	Financial Aid services
88	HEOA Sec. 488(b)	Federal	Statute	Specifies the details of required exit counseling to borrowers of loans under the FFEL, Federal Direct Loan, or Perkins Loan programs	Yes	Yes	Other service or product our agency must/may provide	Financial Aid services
89	HEOA Sec. 493(a)(1)	Federal	Statute	Specifies the details of disclosure required of institutions or institution-affiliated organizations (e.g., alumni organizations, foundations) that provide information regarding a private education loan from a lender to a prospective borrower	Yes	Yes	Other service or product our agency must/may provide	Financial Aid and Business/Accounting services
90	HEOA Sec. 493(a)(1), Sec. 493(c)	Federal	Statute	Specifies the disclosure of terms and conditions and code of conduct for agents of an institution that provides educational loans	No	Yes	Other service or product our agency must/may provide	Financial Aid and Business/Accounting services
91	Americans with Disabilities Act Title II	Federal	Statute	Anti-discrimination under any education program or activity receiving Federal financial assistance	Yes	No - But relates to manner in which one or more agency deliverables is provided		
92	Civil Rights Act Title VII	Federal	Statute	Prohibits employment discrimination	Yes	No - But relates to manner in which one or more agency deliverables is provided		
93	Education Amendments Act Title IX	Federal	Statute	Anti-discrimination under any education program or activity receiving Federal financial assistance	Yes	No - But relates to manner in which one or more agency deliverables is provided		
94	Proviso 1A.2	State	FY 2018-19 Proviso	Funds provided to to develop instructional material and programs and to implement professional learning opportunities related to African-American history	No	Yes	Other service or product our agency must/may provide	Higher Education institutions may apply for a grant from the Department of Education to
95	Proviso 1A.6	State	FY 2018-19 Proviso	Specifies funding allocation by CHE to Teaching Fellows Program for the purpose of recruiting teachers	No	No - But relates to sources of funding for one or more agency deliverables		
96	Proviso 1A.7	State	FY 2018-19 Proviso	Specifies that appropriations for all 1A provisos be disbursed on a quarterly basis	No	No - But relates to sources of funding for one or more agency deliverables		
97	Proviso 1A.38	State	FY 2018-19 Proviso	Specifies that institutions may provide a tuition waiver for one three-hour course for public school teachers who serve as supervisors for full-time students completing education degree requirements	Yes	Yes	Other service or product our agency must/may provide	Tuition waivers
98	Proviso 1A.40	State	FY 2018-19 Proviso	STEM centers that provide professional development and science programming to teachers and students are to be included in the state's STEM strategic plan	Yes	No - But relates to sources of funding for one or more agency deliverables		
99	Proviso 1A.47	State	FY 2018-19 Proviso	Specifies a periodic evaluation of any institution currently hosting a Teaching Fellows program	Yes	Yes	Other service or product our agency must/may provide	Appropriate evaluative documents requested by the Center for Educator Recruitment, Retention and Advancement
100	Proviso 1A.55	State	FY 2018-19 Proviso	Directs CERRA to develop educational, professional development and incentives and to publish eligibility criteria for higher ed institutions to provide services to support rural teacher recruitment and retention	Yes	Yes	Other service or product our agency must/may provide	Educational services
101	Proviso 3.1	State	FY 2018-19 Proviso	Requires state agencies receiving lottery funds develop and implement procedures to monitor expenditures of the funds	No	Yes	Report our agency must/may provide	
102	Proviso 3.4	State	FY 2018-19 Proviso	All institutions of higher education receiving lottery funds must collect and retain the SUNS number of students that was assigned in high school.	Yes	Yes	Report our agency must/may provide	
103	Proviso 3.6	State	FY 2018-19 Proviso	States appropriated Lottery funding and allocations to institutions of higher education	No	Yes	Other service or product our agency must/may provide	Technology repair and maintenance
104	Proviso 11.3	State	FY 2018-19 Proviso	Requires higher ed institutions to cooperate with CHE in providing service for the GEAR-UP program	Yes	Yes	Other service or product our agency must/may provide	Teacher ed programs to reach disadvantaged middle school students
105	Proviso 11.4	State	FY 2018-19 Proviso	Creates an executive committee for EPSCoR with representation from research institutions and four-year teaching universities	No	Yes	board, commission, or committee on which someone from our agency must/may serve	

Agency Name: University of South Carolina - Columbia

Fiscal Year 2017-2018
Accountability Report

Agency Code: H270 Section: 20A

Legal Standards Template

Item #	Law Number	Jurisdiction	Type of Law	Statutory Requirement and/or Authority Granted	who your agency must or may serve? (Y/N)	Does the law specify a product or service your agency must or may provide?	If yes, what type of service or product?	If other service or product, please specify what service or product.
106	Proviso 11.7	State	FY 2018-19 Proviso	Specifies an in-state tuition rate for military and veterans who participate in the Troop to Teachers program	Yes	Yes	Other service or product our agency must/may provide	Business/Accounting services
107	Proviso 11.8	State	FY 2018-19 Proviso	Additional need-based funding provided to foster youth attending higher educational institutions	Yes	Yes	Other service or product our agency must/may provide	Financial Aid and Business/Accounting services
108	Proviso 11.9	State	FY 2018-19 Proviso	Waives the age restriction for children of certain war veterans to be admitted to higher education with free tuition	Yes	Yes	Other service or product our agency must/may provide	Financial Aid and Business/Accounting services
109	Proviso 11.10	State	FY 2018-19 Proviso	Mandates that institutions certify that students are meeting all requirements for their declared major and are eligible programs making progress toward completion if they are receiving LIFE or Palmetto Fellows Enhancement stipends	Yes	Yes	Report our agency must/may provide	
110	Proviso 11.12	State	FY 2018-19 Proviso	Require that students with disabilities use all other sources of funding before college transition need-based grants are provided	Yes	Yes	Other service or product our agency must/may provide	Financial Aid and Business/Accounting services
111	Proviso 11.13	State	FY 2018-19 Proviso	Authorizes the use of Palmetto Fellows and LIFE scholarship awards in the summer	Yes	Yes	Other service or product our agency must/may provide	Financial Aid and Business/Accounting services
112	Proviso 11.14	State	FY 2018-19 Proviso	Requirement that requests for full-time equivalent positions be covered by sufficient revenue to fund the salary, fringe, future pay increases, and health insurance adjustments	No	No - But relates to manner in which one or more agency deliverables is provided		
113	Proviso 11.15	State	FY 2018-19 Proviso	Requirement to report to the Commission on Higher Education metrics associated with out of state abatements and fee waivers	Yes	Yes	Report our agency must/may provide	
114	Proviso 11.16	State	FY 2018-19 Proviso	Requirement to report on institutional debt to the Chairman of the Senate Finance Committee, the Chairman of the House Ways and Means Committee and the Commission on Higher Education	Yes	Yes	Report our agency must/may provide	
115	Proviso 11.17	State	FY 2018-19 Proviso	Requires a longitudinal report from CHE showing 5 year trends in tuition and fees for public colleges and universities in the State and for all SREB states during the same time period	Yes	Yes	Report our agency must/may provide	
116	Proviso 11.19	State	FY 2016-17 Proviso	Authorizes the use of Palmetto Fellows and LIFE scholarship awards in the summer	Yes	Yes	Other service or product our agency must/may provide	Financial Aid and Business/Accounting services
117	Proviso 11.21	State	FY 2018-19 Proviso	Requires that all institutions take into consideration the definition of anti-Semitism when reviewing, investigating and determining if conduct on campus is in violation of anti-discrimination policies	No	Yes	Other service or product our agency must/may provide	Judicial reviews of conduct
118	Proviso 11.25	State	FY 2016-17 Proviso	Requirement that requests for full-time equivalent positions be covered by sufficient revenue to fund the salary, fringe, future pay increases, and health insurance adjustments	No	No - But relates to manner in which one or more agency deliverables is provided		
119	Proviso 11.29	State	FY 2016-17 Proviso	Requirement to report to the Commission on Higher Education metrics associated with out of state abatements and fee waivers	Yes	Yes	Report our agency must/may provide	
120	Proviso 11.30	State	FY 2016-17 Proviso	Requirement to report on institutional debt to the Chairman of the Senate Finance Committee, the Chairman of the House Ways and Means Committee and the Commission on Higher Education	Yes	Yes	Report our agency must/may provide	
121	Proviso 11.42	State	FY 2016-17 Proviso	Authorizes the reimbursement of loss tuition associated with differential charges to out-of-state veteran students	Yes	No - But relates to sources of funding for one or more agency deliverables		
122	Proviso 61.2	State	FY 2018-19 Proviso	Restricts the use of appropriate funds for Defense of Indigents as compensation to any state employee providing services	Yes	No - But relates to sources of funding for one or more agency deliverables		
123	Proviso 83.6	State	FY 2018-19 Proviso	Requires state agencies to enter into data sharing agreements with the Department of Employment and Workforce to track employment training outcomes	Yes	Yes	Report our agency must/may provide	
124	Proviso 91.25	State	FY 2018-19 Proviso	Requires the immediate furnishing of any information related to the institution when requested by the President Pro Tempore of the Senate or the Speaker of the House of Representatives in the manner requested.	Yes	Yes	Report our agency must/may provide	
125	Proviso 93.14	State	FY 2018-19 Proviso	Requires that the conditions and amount of supplemental pay made to CEO of a college or university be set by the Board of Trustees and be reported to the Department of Administration	Yes	Yes	Report our agency must/may provide	
126	Proviso 93.15	State	FY 2018-19 Proviso	Limits compensation increases to classified and unclassified employees to the ratio of that the employee's base salary is paid from appropriated funds	Yes	Yes	Other service or product our agency must/may provide	HR / Payroll services
127	Proviso 93.17	State	FY 2018-19 Proviso	Permits employs who are serving on active military service as a result of an emergency or conflict to use a specified amount of annual leave and up to 90 days of sick leave as if it were annual leave per calendar year	Yes	Yes	Other service or product our agency must/may provide	HR / Payroll services
128	Proviso 93.20	State	FY 2018-19 Proviso	Requires institutions to provide evidence when requested that cyber security policies and standards meet or exceed those set by the state	No	Yes	Report our agency must/may provide	
129	Proviso 93.21	State	FY 2018-19 Proviso	Specifies when holidays are to be observed when they fall on a Saturday or Sunday. Directs the payment of any bills or promissory notes that fall due on observed holidays to be payable on the day following the holiday	No	Yes	Other service or product our agency must/may provide	Business/Accounting services
130	Proviso 97.2	State	FY 2018-19 Proviso	Requires agencies to follow accounting policy directives issued by the State Comptroller General in conformance with Generally Accepted Accounting Principles (GAAP)	No	Yes	Other service or product our agency must/may provide	Business/Accounting services
131	Proviso 98.8	State	FY 2018-19 Proviso	Restricts new enrollments into the SC tuition prepayment program for the year and limits the tuition increase for students in the prepayment program to 7% of the tuition and fee level of 2006-07. Mandates that tuition and fee	Yes	Yes	Other service or product our agency must/may provide	Financial Aid and Business/Accounting services
132	Proviso 102.5	State	FY 2018-19 Proviso	Authorizes state agencies such as institutions of higher education to provide services to the Revenue and Fiscal Affairs Office in an effort to promote efficient and economical operations	Yes	Yes	Other service or product our agency must/may provide	Business/Accounting services

Item #	Law Number	Jurisdiction	Type of Law	Statutory Requirement and/or Authority Granted	who your agency must or may serve? (Y/N)	Does the law specify a product or service your agency must or may provide?	If yes, what type of service or product?	If other service or product, please specify what service or product.
133	Proviso 104.2	State	FY 2016-17 Proviso	Authorizes the State Fiscal Accountability Authority to remove any permanent position in a state agency that remains vacant for more than 12 months	No	No - But relates to manner in which one or more agency deliverables is provided		
134	Proviso 104.9	State	FY 2018-19 Proviso	Limits the salary of agency heads to rates established by the Agency Head Salary Commission and mandates the State Fiscal Accounting Authority to conduct a study of agency head and technical college president compensation every 4 years with the costs of the study being shared by participating agencies	No	No - Does not relate directly to any agency deliverables		
135	Proviso 105.1	State	FY 2018-19 Proviso	Requires that the costs of an annual audit of federal funds received contracted to a nationally recognized CPA firm be covered in equitable portion by each state agency	No	Yes	Distribute funding to another entity	
136	Proviso 108.6	State	FY 2018-19 Proviso	Specifies an employer premium increase of 7.4% and a subscriber increase of 0% for the State Health plan and authorizes the Public Employee Benefit Authority to adjust the plan and benefits to ensure fiscal stability of the plan	Yes	Yes	Other service or product our agency must/may provide	HR and Business/Accounting services
137	Proviso 117.5	State	FY 2018-19 Proviso	Mandates all state agencies to provide a list of their employees who are competent to serve as court examiners to the Judicial Department and for courts to use state employees whenever feasible and for state employees to receive no additional compensation for performing such services	No	Yes	Report our agency must/may provide	
138	Proviso 117.8	State	FY 2018-19 Proviso	Requires the remittance of all revenues and income collected, except fees received as tuition, matriculation and registration, to the State Treasurer. Requires that fees levied to be used to fulfill the purpose for which the fee was levied and that such fees not be charged in excess of the amount necessary to supply the service for which the fee was charged	No	Yes	Other service or product our agency must/may provide	Business/Accounting services
139	Proviso 117.9	State	FY 2018-19 Proviso	Authorizes the transfer of appropriations within programs and within the agency with notification to the Executive Budget Office and Comptroller General. Limits transfer to not exceed 20% of the program budget.	No	Yes	Report our agency must/may provide	
140	Proviso 117.11	State	FY 2018-19 Proviso	Directs the fixation of student fees applicable to student housing, dining halls, health services, parking, and personal subsistence by the appropriate Board of Trustees	No	No - But relates to sources of funding for one or more agency deliverables		
141	Proviso 117.13	State	FY 2018-19 Proviso	Requires State Agencies to report filled vacant positions broken out by race and gender by October 31st to the State Human Affairs Commission.	No	Yes	Report our agency must/may provide	
142	Proviso 117.14	State	FY 2018-19 Proviso	Authorizes the Executive Budget Office to monitor FTE employee positions at state agencies and to reduce the number of authorized positions when agencies carry an excess of positions. Requires agencies to update FTE employee information with the Executive Budget Office.	No	Yes	Report our agency must/may provide	
143	Proviso 117.15	State	FY 2018-19 Proviso	Provides for a housing allowance to presidents of state institutions of higher learning and establishes compensation restrictions	No	Yes	Other service or product our agency must/may provide	Business/Accounting services
144	Proviso 117.20	State	FY 2018-19 Proviso	Establishes conditions and rates for reimbursement of travel and subsistence expenses for state employees and relocation expenses for new employees	No	Yes	Other service or product our agency must/may provide	Business/Accounting services
145	Proviso 117.21	State	FY 2018-19 Proviso	Requires that institutions that provide appropriate funds to another organization collect a report that includes an accounting of how the funds were spent and the outcome measures used to determine success of goals. Agencies receiving the report must forward the information to the Chairman of the Senate Finance Committee and the Chairman of the House Ways and Means Committee	No	Yes	Report our agency must/may provide	
146	Proviso 117.23	State	FY 2018-19 Proviso	Authorizes the carrying forward of unspent general fund appropriations from the prior fiscal year to the current fiscal year. Limits the carry forward to a maximum of 10% of the original general fund.	No	No - But relates to sources of funding for one or more agency deliverables		
147	Proviso 117.25	State	FY 2018-19 Proviso	Requires agencies to first consider contracting for services or purchasing goods and services through the Department of Corrections Prison Industries Program when procuring goods and services.	No	Yes	Other service or product our agency must/may provide	Procurement Services
148	Proviso 117.26	State	FY 2018-19 Proviso	Mandates the reporting of the top 10%, not to exceed 25 employees who have incurred travel expenses along with a brief summary of the type of travel incurred	No	Yes	Report our agency must/may provide	
149	Proviso 117.28	State	FY 2018-19 Proviso	Requires institutions that operate a day-care center charge fees comparable to those charged by private entities and to not set lower rates for faculty, staff, or students of the institution	Yes	Yes	Other service or product our agency must/may provide	Business/Accounting services
150	Proviso 117.29	State	FY 2018-19 Proviso	Requirement to identify key program area descriptions and expenditures and to link these to key financial and performance measures in an Annual State Accountability Report	No	Yes	Report our agency must/may provide	
151	Proviso 117.30	State	FY 2018-19 Proviso	Allows for the collection of service charges to cover costs associated with processing and collecting of unpaid balances due to dishonored instruments or electronic payments.	No	Yes	Other service or product our agency must/may provide	Business/Accounting services
152	Proviso 117.34	State	FY 2018-19 Proviso	Mandates the reporting of outstanding amounts due to an institution and methods used to collect that debt	No	Yes	Report our agency must/may provide	
153	Proviso 111.41	State	FY 2018-19 Proviso	Mandates agencies to purchase of recycled steel when it can be acquired at a competitively reasonable price	No	No - Does not relate directly to any agency deliverables		
154	Proviso 117.42	State	FY 2018-19 Proviso	Authorizes the waiver of all provisions that require additional general fund appropriations except those specified for LIFE and Palmetto Fellows Scholarships	No	Yes	Other service or product our agency must/may provide	Financial Aid and Business/Accounting services
155	Proviso 117.45	State	FY 2018-19 Proviso	Provides an exception for universities and colleges to a provision preventing an increase in parking fees	No	Yes	Other service or product our agency must/may provide	Parking services and Business/Accounting services
156	Proviso 117.47	State	FY 2018-19 Proviso	Authorizes the use of insurance reimbursement to offset expenses related to a claim, permitting the funds to be retained, expended and carried forward	No	Yes	Other service or product our agency must/may provide	HR and Business/Accounting services
157	Proviso 117.48	State	FY 2018-19 Proviso	Requires all state agencies to furnish to the Human Resources Division an organizational chart showing all authorized positions, class title, class code, position number and indications as to whether such positions are filled or vacant	No	Yes	Report our agency must/may provide	
158	Proviso 117.50	State	FY 2018-19 Proviso	Mandates that state agencies actively pursue cost savings through collaborative efforts and where feasible to combine administrative support functions to maximize efficiency and effectiveness.	No	No - But relates to manner in which one or more agency deliverables is provided		
159	Proviso 117.55	State	FY 2018-19 Proviso	Permits state agencies to spend state, federal, and other sources of revenue to provide lump sum bonuses, not to exceed \$3,000 per year. Limits bonuses to employees earning under \$100,000.	No	Yes	Other service or product our agency must/may provide	HR and Business/Accounting services
160	Proviso 117.58	State	FY 2018-19 Proviso	Requires the submission of annual audited financial statements to the State Auditor's Office	No	Yes	Report our agency must/may provide	
161	Proviso 117.65	State	FY 2018-19 Proviso	Authorizes the use of state, federal and other sources of revenue to provide lump sum bonuses to recruit or retain workers in critical needs jobs. Bonuses cannot exceed \$10,000 per year and must be based on the State Human Resources guidelines. Also per its paid educational leave of employees in FTE positions deemed critical.	Yes	Yes	Other service or product our agency must/may provide	HR and Business/Accounting services
162	Proviso 117.68	State	FY 2018-19 Proviso	Authorizes agency heads to institute voluntary employee furlough programs of not more than 90 days per fiscal year	No	Yes	Other service or product our agency must/may provide	HR and Business/Accounting services

Agency Name: University of South Carolina - Columbia

Fiscal Year 2017-2018
Accountability Report

Agency Code: H270 Section: 20A

Legal Standards Template

Item #	Law Number	Jurisdiction	Type of Law	Statutory Requirement and/or Authority Granted	who your agency must or may serve? (Y/N)	Does the law specify a product or service your agency must or may provide?	If yes, what type of service or product?	If other service or product, please specify what service or product.
163	Proviso 117.70	State	FY 2018-19 Proviso	Mandates compliance with antidiscrimination laws in the event of a reduction in force	No	Yes	Other service or product our agency must/may provide	HR and Business/Accounting services
164	Proviso 117.71	State	FY 2018-19 Proviso	Requires that the agency head take 5 days furlough in the current fiscal year in the event of a reduction in force.	No	Yes	Other service or product our agency must/may provide	HR and Business/Accounting services
165	Proviso 117.72	State	FY 2018-19 Proviso	Waives the requirement to submit printed copies of reports mandated by Sections 2-47-40, 2-47-50, and 59-103-110 of the 1976 Code of Laws and to submit documents electronically. Waives submission of reports required by Sections 59-101-350, 59-103-30, 59-103-45(4), and 59-103-160(D) for the current fiscal year with exception of student pass rates on professional examinations and data elements required by the Commission on Higher Education Management Information System.	No	Yes	Report our agency must/may provide	
166	Proviso 117.74	State	FY 2018-19 Proviso	Requires that a report be made available to the public on the institution's website showing aggregate amounts of fines and fees that were charge and collected in the prior fiscal year	No	Yes	Report our agency must/may provide	
167	Proviso 117.75	State	FY 2018-19 Proviso	Requires mandatory furloughs and establishes guidelines for implementation in the event general funds appropriated to a state agency are less than the general funds appropriated for the agency in the prior fiscal year. The requirement includes situations where there is a midyear across-the-board reduction	No	No - But relates to manner in which one or more agency deliverables is provided		
168	Proviso 117.76	State	FY 2018-19 Proviso	Establishes guidelines for implementation of furloughs in the event general funds appropriated to a state agency are less than the general funds appropriated for the agency in the prior fiscal year and when there is a reduction in force.	No	Yes	Other service or product our agency must/may provide	HR and Business/Accounting services
169	Proviso 117.77	State	FY 2018-19 Proviso	Requires that state agencies realize a cost savings of at least 25% in the aggregate when managing positions that become vacant due to retirements. Requires agencies to review salaries of such positions and to consider the possibility of delay before filling such vacant positions.	No	Yes	Other service or product our agency must/may provide	HR and Business/Accounting services
170	Proviso 117.80	State	FY 2018-19 Proviso	Prevents state agencies from dismissing, suspending, demoting, or reducing the compensation of an employee solely because of sworn testimony regarding alleged wrongdoing given to a legislative committee	No	Yes	Other service or product our agency must/may provide	HR / Payroll services
171	Proviso 117.81	State	FY 2018-19 Proviso	Mandates that state agencies operate within approved limits and to avoid operating deficits for the fiscal year.	No	Yes	Other service or product our agency must/may provide	Business/Accounting services
172	Proviso 117.84	State	FY 2018-19 Proviso	Requires state agencies to provide a link online to monthly reports containing substantially all information contained in the monthly state procurement card statements. Stipulates what must and must not be on the website.	No	Yes	Report our agency must/may provide	
173	Proviso 117.85	State	FY 2018-19 Proviso	Requires that any proposal or regulation that levies or increases a fee, fine or that otherwise generates revenue be titled to indicate the fee, fine or revenue source	No	No - But relates to manner in which one or more agency deliverables is provided		
174	Proviso 117.88	State	FY 2018-19 Proviso	Requires state agencies to pay from recovered monies the cost associated with the State Fiscal Accountability Authority contracting with firms to conduct recovery audits of payments made by state agencies to vendors for good and services.	No	No - But relates to manner in which one or more agency deliverables is provided		
175	Proviso 117.91	State	FY 2018-19 Proviso	In the event of a base reduction, agencies are to first institute payroll management strategies such as furloughs, employee compensation reduction and hiring freezes; followed by eliminating administrative overhead costs; and as a last resort, reducing programmatic funding	No	No - But relates to manner in which one or more agency deliverables is provided		
176	Proviso 117.92	State	FY 2017-18 Proviso	Stipulates how to manage agency reductions in the event agencies are assessed a base reduction.	No	Yes	Other service or product our agency must/may provide	HR / Payroll services
177	Proviso 117.98	State	FY 2018-19 Proviso	Requires agencies to provide either a separate audit of federal expenditures or a schedule of all federal program expenditures to the Office of the State Auditor no later than August 15th each year.	No	Yes	Report our agency must/may provide	
178	Proviso 117.101	State	FY 2018-19 Proviso	Allows higher education institutions to use state aircraft for the purpose of athletic recruitment provide the institution fully reimburses all costs using non-general funds.	No	No - But relates to sources of funding for one or more agency deliverables		
179	Proviso 117.102	State	FY 2017-18 Proviso	Allows higher education institutions to use state aircraft for the purpose of athletic recruitment provide the institution fully reimburses all costs using non-general funds.	No	No - But relates to sources of funding for one or more agency deliverables		
180	Proviso 117.05	State	FY 2018-19 Proviso	Mandates the conditions and details of disclosure of any breach of security of data systems.	Yes	Yes	Report our agency must/may provide	
181	Proviso 117.106	State	FY 2017-18 Proviso	Mandates the conditions and details of disclosure of any breach of security of data systems.	Yes	Yes	Report our agency must/may provide	
182	Proviso 117.112	State	FY 2018-19 Proviso	Mandates all state agencies to submit an information technology plan and an information security plan to the Department of Administration by August 1st of the fiscal year and to submit any changes or updates to the plans as they occur.	No	Yes	Report our agency must/may provide	
183	Proviso 117.113	State	FY 2017-18 Proviso	Mandates all state agencies to submit an information technology plan and an information security plan to the Department of Administration by August 1st of the fiscal year and to submit any changes or updates to the plans as they occur.	No	Yes	Report our agency must/may provide	
184	Proviso 117.122	State	FY 2018-19 Proviso	Allowance for state employees to donate annual or sick leave to specific state employees in the event of a medical emergency rather than to a leave pool account. Establishes conditions for such transfers.	No	Yes	Other service or product our agency must/may provide	HR / Payroll services
185	Proviso 117.124	State	FY 2017-18 Proviso	Allowance for state employees to donate annual or sick leave to specific state employees in the event of a medical emergency rather than to a leave pool account. Establishes conditions for such transfers.	No	Yes	Other service or product our agency must/may provide	HR / Payroll services
186	Proviso 117.131	State	FY 2016-17 Proviso	Authorizes funds allocated for proviso 118.16 of Act 286 of 2014 be redirected for the purpose of energy efficiency repair and maintenance	No	No - But relates to sources of funding for one or more agency deliverables		
187	Proviso 117.148	State	FY 2018-19 Proviso	Directs the Department of Administration (DOA) to implement updated policies to protect mobile technologies such as cellular phone, tablets and laptops and to consolidate all existing protection plans in effect at state agencies. The DOA is to implement a statewide contract for protecting all state owned mobile devices.	No	No - But relates to manner in which one or more agency deliverables is provided		
188	Proviso 117.153	State	FY 2018-19 Proviso	Directs state agencies to employ guidelines established by the State Fiscal Authority for contracts exceeding \$50,000 in which the agency takes into consideration a prospective contractor's record of promptly paying its employees when considering a new or renewal of existing contracts.	No	Yes	Other service or product our agency must/may provide	Procurement Services

Agency Name: University of South Carolina - Columbia

Fiscal Year 2017-2018
Accountability Report

Agency Code: H270 Section: 20A

Legal Standards Template

Item #	Law Number	Jurisdiction	Type of Law	Statutory Requirement and/or Authority Granted	who your agency must or may serve? (Y/N)	Does the law specify a product or service your agency must or may provide?	If yes, what type of service or product?	If other service or product, please specify what service or product.
189	Proviso 117.155	State	FY 2018-19 Proviso	Specifies the creation of a SC Industry, Workforce and Education Data Warehouse and oversight committee to link industry, workforce and education data. Procedures shall be developed for the sharing of personal information currently held by state agencies.	Yes	Yes	Board, commission, or committee on which someone from our agency must/may serve	
190	Proviso 118.1	State	FY 2018-19 Proviso	Mandates that state agencies submit all fiscal documents and electronic workflow for accounts payable transactions to the Office of Comptroller General by July 12, 2019 for the 2018-19 fiscal year.	No	Yes	Report our agency must/may provide	
191	Proviso 118.6	State	FY 2018-19 Proviso	Prohibits institutions from using general appropriated funds to compensate employees engaged in lobbying on behalf of the institution or from using state funds to enter into contracts for lobbying services	No	No - But relates to manner in which one or more agency deliverables is provided		
192	Proviso 20.1	State	FY 2018-19 Proviso	Requires USC Columbia to expend a specified amount of appropriated funds on the Palmetto Poison Center	Yes	Yes	Distribute funding to another entity	
193	Proviso 20.2	State	FY 2018-19 Proviso	Requires USC Columbia to expend a specified amount of appropriated funds on the School Improvement Council.	Yes	Yes	Distribute funding to another entity	
194	Proviso 20.3	State	FY 2018-19 Proviso	Requires USC Columbia to expend a specified amount of appropriated funds on the Child Abuse and Neglect Medical Response program	Yes	Yes	Distribute funding to another entity	
195	Proviso 33.22	State	FY 2018-19 Proviso	Requires a partnership between the USC School of Medicine and DHHS in developing a statewide Rural Health Initiative to improve access to care	Yes	Yes	Other service or product our agency must/may provide	Development and implementation of strategies to improve access to healthcare
196	Proviso 117.16	State	FY 2018-19 Proviso	Provides a fixed allowance for personal expenses incurred in connection with official duties of the USC president	No	No - But relates to sources of funding for one or more agency deliverables		
197	Proviso 117.22	State	FY 2018-19 Proviso	Requires that the log of all flights of a state owned aircraft be maintained and open to public inspection by posting the log online	No	Yes	Report our agency must/may provide	
198	Proviso 117.64	State	FY 2018-19 Proviso	Authorizes agencies with attorneys to use appropriated funds to pay the costs of dues owed to the South Carolina Bar Association	Yes	Yes	Distribute funding to another entity	
199	Proviso 117.86	State	FY 2018-19 Proviso	Mandates funds transferred to USC for the Joint Citizens and Legislative Committee on Children be maintained in a separate and distinct account and that a detail report of all expenditures be provided to the Executive Budget Office each fiscal quarter	Yes	Yes	Report our agency must/may provide	
200	Proviso 117.96	State	FY 2018-19 Proviso	Restricts funds for the Greenville Medical School to be based solely on grants, contributions, contractual payments, tuition and fees. No appropriated state money may be transferred or used to fund the new medical school	No	No - But relates to sources of funding for one or more agency deliverables		
201	Proviso 117.142	State	FY 2018-19 Proviso	Mandates the creation of an advisory board with representation from the USC School of Medicine to address Opioid abuse prevention and treatment	Yes	Yes	Board, commission, or committee on which someone from our agency must/may serve	

Agency Name: University of South Carolina - Columbia

Fiscal Year 2017-2018
Accountability Report

Agency Code: H270 Section: 20A

Customer Template

Divisions or Major Programs	Description	Service/Product Provided to Customers	Customer Segments	<i>Specify only for the following Segments: (1) Industry; Name; (2) Professional Organization; Name; (3) Public; Demographics.</i>
I.A. USC-Non-Medicine: Unrestricted E&G	Students	High quality academic experience, comprehensive academic and social support service, high quality beyond-the-classroom experiences, dynamic living and learning environments, college-level training.	General Public	All current and future USC students
I.A. USC-Non-Medicine: Unrestricted E&G	Parents	Safe and enriching environment, resources needed to encourage and support student growth and success.	General Public	All parents of current and future USC students
IV. C. Employee Benefits: State Employer Contributions	Faculty and Staff	Safe and enriching environment, resources needed to promote student learning, professional development opportunities.	Executive Branch/State Agencies	
I.A. USC-Non-Medicine: Unrestricted E&G	Alumni and Community	Opportunities to stay connected with the University family, support for life-long learning, advocacy and support.	General Public	All living alumni of the University of South Carolina
I.A. USC-Non-Medicine: Unrestricted E&G	Business and Industry Partners	Well-educated graduates prepared for jobs, source of internships and jobs for students and graduates, identifying changing needs/trends.	Industry	All sectors of Business and Industry
I.A. USC-Non-Medicine: Unrestricted E&G	State	Compliance with standards, sound fiscal management, economic development in the community and state through well-educated graduates.	Legislative Branch	
I.A. USC-Non-Medicine: Unrestricted E&G	Accrediting Bodies	Compliance with all requirements and comprehensive standards.	Professional Organization	Southern Association of Colleges and Schools Commission on Colleges (SACSCOC)

Agency Name: University of South Carolina - Columbia

**Fiscal Year 2017-2018
Accountability Report**

Agency Code: H270 **Section:** 20A

Partner Template

Name of Partner Entity	Type of Partner Entity	Description of Partnership	Associated Goal(s)
SC High Schools	K-12 Education Institute	Training/Student Teaching	1,4
SC Technical Colleges	Higher Education Institute	Memorandums of Understanding	1,3,5
National Institutes of Health	Federal Government	Research	1,2,5
National Science Foundation	Federal Government	Research	1,2,5
State of SC Government	State Government	Economic Development	3,4,5

Agency Name:	University of South Carolina - Columbia		
Agency Code:	H270	Section:	20A

Item	Is this a Report, Review, or both?	Report or Review Name	Name of Entity Requesting the Report or Conducting Review	Type of Entity	Reporting Frequency	Current Fiscal Year: Submission Date or Review Timeline (MM/DD/YYYY)	Summary of Information Requested in the Report or Reviewed	Method to Access the Report or Information from the Review
Fall IPEDS Survey Collection	Report	Institutional Characteristics	National Center for Education Statistics	Federal	Annually	October 14, 2017	Required by all currently operating Title IV postsecondary institutions in the US and other areas. The IC constitutes the sampling frame for all other NCES surveys of postsecondary institutions. It also helps determine the specific IPEDS screens that are shown to each institution. This component collects the basic institutional data that are necessary to sort and analyze not only the IC DATA, but also all other IPEDS DATAs. IC data are collected for the academic year, which generally extends from September of one calendar year to June of the following year. Specific data elements currently collected for each institution include: institution name, address, telephone number, control or affiliation, calendar system, levels of degrees and awards offered, types of programs, application information, student services, and accreditation. The IC component also collects pricing information including tuition and required fees, room and board charges, books and supplies and other expenses for release on College Navigator	http://nces.ed.gov/ipeds/
Fall IPEDS Survey Collection	Report	Completions	National Center for Education Statistics	Federal	Annually	October 14, 2017	Tally completers or number of students who receive degrees and other formal awards (certificates) conferred. These data are reported by level (associate's, bachelor's, master's, and doctor's), as well as by length of program for some. Both are reported by race/ethnicity and gender of recipient, and the field of study, using the Classification of Instructional Programs (CIP) code.	http://nces.ed.gov/ipeds/
Fall IPEDS Survey Collection	Report	12-Month Enrollment	National Center for Education Statistics	Federal	Annually	October 14, 2017	June 30 - July, Academic Year: unduplicated head count for the total number of students by gender, race/ethnicity, and level (undergraduate, graduate, first-professional) enrolled throughout the reporting period. Students included are those enrolled in any courses leading to a degree or other formal award, as well as those enrolled in courses that are part of a terminal vocational or occupational program. Institutions also report the total instructional activity for the same 12-month period for both undergraduate and graduate programs. Instructional activity data are reported in units of contact hours (sometimes referred to as clock hours) or credit hours.	http://nces.ed.gov/ipeds/
Winter IPEDS Survey Collection	Report	Student Financial Aid	National Center for Education Statistics	Federal	Annually	February 10, 2018	This annual component of IPEDS began with a pilot test in 1999, and collected both institution price and student financial aid data. The 2000-01 data collection included questions regarding the total number of fulltime first-time degree/certificate-students receiving financial assistance for the previous year, the number of those students who received financial assistance by type of aid, and, for aid recipients, the average amounts. The tuition and other price items are now part of the Institutional Characteristics (IC) component; the student financial aid questions remain part of SFA.	http://nces.ed.gov/ipeds/
Winter IPEDS Survey Collection	Report	Graduation Rates	National Center for Education Statistics	Federal	Annually	February 10, 2017	Tracks only cohorts of full-time, first-time degree/certificate-seeking undergraduates and their completion status at 150% of normal time to graduate. FTFT numbers match numbers reported in Fall Enrollment of applicable year. Data collected to remain in compliance with Student-Right-to-Know legislation.	http://nces.ed.gov/ipeds/
Winter IPEDS Survey Collection	Report	Graduation Rates 200	National Center for Education Statistics	Federal	Annually	February 10, 2017	Collects more extensive data on graduation rates as required by the Higher Education Opportunity Act (HEOA). Graduation rate is 200% of normal time for FTFT degree-seeking students.	http://nces.ed.gov/ipeds/

Agency Name: University of South Carolina - Columbia

Agency Code: H270 Section: 20A

Item	Is this a Report, Review, or both?	Report or Review Name	Name of Entity Requesting the Report or Conducting Review	Type of Entity	Reporting Frequency	Current Fiscal Year: Submission Date or Review Timeline (MM/DD/YYYY)	Summary of Information Requested in the Report or Reviewed	Method to Access the Report or Information from the Review
Winter IPEDS Survey Collection	Report	Admissions	National Center for Education Statistics	Federal	Annually	February 10, 2018	Only required for institutions that do not have open admission policy (currently operating Title IV postsecondary institutions). First-time degree/certificate seeking Admissions considerations: High school GPA, rank, record, ACT/SAT, etc. Admissions data are collected for the current fall reporting period. Data are collected on admissions requirements, the number of applicants, admitted students, the number of admitted students that subsequently enrolled, and percentiles for ACT and SAT test scores. The number of applicants, admitted, and enrolled students is disaggregated by gender; enrolled students are further disaggregated by part-time and full-time status.	http://nces.ed.gov/ipeds/
Winter IPEDS Survey Collection	Report	Outcome Measures	National Center for Education Statistics	Federal	Annually	February 10, 2018	This annual component of IPEDS was added in 2015 to improve the collection of student progression and completion data on a more diverse group of undergraduate students at degree-granting institutions. Award and enrollment statuses are collected on four cohorts of degree/certificate-seeking undergraduate students (full-time, first-time, part-time, first-time; full-time, non-first-time; and part-time, non-first time) at two points of time (six and eight years from the point of entering the institution).	http://nces.ed.gov/ipeds/
Spring IPEDS Survey Collection	Report	Fall Enrollment	National Center for Education Statistics	Federal	Annually	April 6, 2018	Enrollment information for students in creditbearing courses with the potential to lead to a postsecondary award or degree. Report full/part-time & degree/non-degree seeking students by gender & race/ethnicity. 4-Year institutions: Identify race/ ethnicity, gender & degree-seeking status for students in particular majors. Reporting period varies based upon calendar system	http://nces.ed.gov/ipeds/
Spring IPEDS Survey Collection	Report	Finance	National Center for Education Statistics	Federal	Annually	April 6, 2018	Describe the financial condition of postsecondary education in the nation. These data are used to monitor changes in postsecondary education finance and to promote research involving institutional financial resources and expenditures. Specific data elements include such items as institutional revenues by source (e.g., tuition and fees, government, private gifts); institutional expenditures by function (e.g., instruction, research, plant maintenance and operation); physical plant assets and indebtedness; and endowment investments. Institutions may use different survey forms depending on the control of institution (e.g. public, private non-profit, or private for-profit) and the accounting standards followed by the institution (e.g. FASB or GASB). GASB (Governmental Accounting Standards Board) generally used by public institutions FASB (Financial Accounting Standards Board) generally used by private institutions	http://nces.ed.gov/ipeds/
Spring IPEDS Survey Collection	Report	Human Resources	National Center for Education Statistics	Federal	Annually	April 6, 2018	Data collected by: Employees by Assigned Position (EAP), Fall Staff (S), and Salaries (SA). All data elements are as of Nov 1 of current year.	http://nces.ed.gov/ipeds/
Spring IPEDS Survey Collection	Report	Academic Libraries	National Center for Education Statistics	Federal	Annually	April 6, 2018	Provides information about institutional library(s) - Collections & circulations, Electronic / Physical, Expenditures - salaries, benefits, materials. Only required for Degree-granting institutions Expenditures > \$0	http://nces.ed.gov/ipeds/
CHE data files	Report	Completions	SC Commission on Higher Education	State	Annually	September 30, 2017	Report of all degrees and other formal awards conferred by the institution during the previous academic year	http://www.che.sc.gov/DataPublications.aspx
CHE data files	Report	Enrollment	SC Commission on Higher Education	State	Annually	8/15/2016, 10/30/2016, 3/31/2017	Report all students enrolled in courses creditable toward a diploma, certificate, degree, or other formal award. Includes high school students taking regular courses for credit.	http://www.che.sc.gov/DataPublications.aspx
CHE data files	Report	Identifier	SC Commission on Higher Education	State	Annually	8/15/2016, 10/30/2016, 3/31/2017	Report all student identifier changes that have occurred since the last Enrollment and/or Completions tape submission.	http://www.che.sc.gov/DataPublications.aspx
CHE data files	Report	Disbursements	SC Commission on Higher Education	State	Annually	8/15/2016, 10/30/2016, 3/31/2017	Students receiving a scholarship from the following programs	http://www.che.sc.gov/DataPublications.aspx
CHE data files	Report	Course	SC Commission on Higher Education	State	Annually	8/15/2017, 10/30/2017, 3/31/2018	Report Course data for the Fall, Spring, and Summer (Summer I and Summer II) semesters. The Course data included is as of the reporting institution's matriculation date and includes courses creditable toward a diploma, certificate, degree, or other formal award.	http://www.che.sc.gov/DataPublications.aspx

Agency Name:	University of South Carolina - Columbia		
Agency Code:	H270	Section:	20A

Report and External Review Template

Item	Is this a Report, Review, or both?	Report or Review Name	Name of Entity Requesting the Report or Conducting Review	Type of Entity	Reporting Frequency	Current Fiscal Year, Submission Date or Review Timeline (MM/DD/YYYY)	Summary of Information Requested in the Report or Reviewed	Method to Access the Report or Information from the Review
CHE data files	Report	Facilities	SC Commission on Higher Education	State	Annually	8/15/2017, 10/30/2017, 3/31/2018	Institutions are to report Facilities data annually with a freeze date of September 15. The inventory should include buildings that are under the jurisdiction or control of the institutions' governing board, regardless of their location, whether owned or not, and whether in active use or not. Where the institution occupies space in buildings not owned by the institution or shared with other tenants, include in the inventory only that portion of the building leased or controlled by the institution and its prorate of gross and assignable area.	http://www.che.sc.gov/DataPublications.aspx
CHE data files	Report	Faculty	SC Commission on Higher Education	State	Annually	November 30, 2017	Institutions are to report Faculty data for the Fall Semester to coincide with the reporting of the course data. This faculty data will include the annual pay raises. Faculty to be included: 1) Report all full-time instructional faculty (including those under contract but not yet in the payroll system) by your institution. 2) Report all full-time employees who teach. 3) Report all part-time faculty/staff who teach. 4) Report the remainder of the full-time faculty. This should include any faculty under the categories of Research, Public Service, Librarian, and Executive/Administrative.	http://www.che.sc.gov/DataPublications.aspx
SACSCOC	Report	Compliance Certification	Southern Association of Colleges and Schools Commission on Colleges	Federal	Decennially	March 2021	Submitted every 10 years covering all aspects of the institution and certifying that our practices meet accreditation requirements	Contact USC Office of Institutional Research, Assessment and Analytics
SACSCOC	Report	Interim Report	Southern Association of Colleges and Schools Commission on Colleges	Federal	Quinquennially	March 2017	Submitted every 5 years covering most aspects of the institution and certifying that our practices meet accreditation requirements	Contact USC Office of Institutional Research, Assessment and Analytics
SACSCOC	Report	Institutional Profiles	Southern Association of Colleges and Schools Commission on Colleges	Federal	Annually	1/15	Institutional information; enrollment information; completions data	Contact USC Office of Institutional Research, Assessment and Analytics
SACSCOC	Report	Financial Profiles	Southern Association of Colleges and Schools Commission on Colleges	Federal	Annually	7/15	USCC financial information and IPEDS finance	Contact USC Office of Institutional Research, Assessment and Analytics
EADA	Report and Review	Equity Data in Athletics Analysis	US Department of Education, Office of Post Secondary Education	Federal	Annually	07/01/2016 - 06/30/2017	Intercollegiate athletics data, including participants, funding, and revenue	https://ope.ed.gov/athletics/#/institution/details
Annual Financial Report	Internal Review and Report	USC Columbia, Comprehensive Annual Financial Report	Elliott Davis Decosimo, Independent Auditor	State	Annually	July 30, 2017	Comprehensive annual financial report of US Columbia	https://www.sc.edu/about/offices_and_divisions/controller/documents/us_c_comp_annual_financial_report_fy1617.pdf
Report on Financials	Internal Review and Report	University of South Carolina (Columbia and Regionals) Report on Financials	Elliott Davis Decosimo, Independent Auditor	State	Annually	July 30, 2017	Annual report on financials for the University of South Carolina (includes USC Columbia campus and regional campuses)	https://www.sc.edu/about/offices_and_divisions/controller/documents/us_c_columbia_regionals_financialstatement_fy1617.pdf
OMB Circular A-133 Reports	Internal Review and Report	Reports Required by Government Auditing Standards and the Uniform Guidance	Elliott Davis Decosimo, Independent Auditor	State	Annually	July 30, 2017	Reports Required by Government Auditing Standards and the Uniform Guidance	https://www.sc.edu/about/offices_and_divisions/controller/documents/us_c_omb_circular_fy1617.pdf
Clery Act Audit	Internal Review and Report	Clery Act Reporting	USC Audit & Advisory Services (AAS)	State	One-time	8/8/2017	Review of compliance with Clery Act; review for confidentiality and security of crime information	University of South Carolina Audit and Advisory Services (803) 777-2752
Hiring Practices Audit	Internal Review and Report	Hiring Practices	USC Audit & Advisory Services (AAS)	State	One-time	10/5/2017	Review of background and reference check processes; PeopleAdmin system functionality; EEO and I-9 forms	University of South Carolina Audit and Advisory Services (803) 777-2752
School of Law Audit	Internal Review and Report	School of Law Capital Project	USC Audit & Advisory Services (AAS)	State	Progress Report V	10/5/2017	Review of payment applications incurred, approved, and paid from 01/01/17 – 09/30/17	University of South Carolina Audit and Advisory Services (803) 777-2752
IT Systems Audit	Internal Review and Report	IT System Access Management	USC Audit & Advisory Services (AAS)	State	One-time	3/6/2018	Review of user account access procedures and controls for critical IT systems	University of South Carolina Audit and Advisory Services (803) 777-2752
President's and Board Office Expenditures Office Audit	Internal Review and Report	President's Office and Board Office Expenditures – CY 2017	USC Audit & Advisory Services (AAS)	State	Annual	3/6/2018	Review of expenses for accuracy, completeness, and appropriateness	University of South Carolina Audit and Advisory Services (803) 777-2752
Purchasing Card Audit	Internal Review and Report	Purchasing Card Monitoring Program	USC Audit & Advisory Services (AAS)	State	Annual (monitoring is continuous)	3/6/2018	Review of expenses for accuracy, completeness, and appropriateness	University of South Carolina Audit and Advisory Services (803) 777-2752
School of Law Audit	Internal Review and Report	School of Law Capital Project	USC Audit & Advisory Services (AAS)	State	Progress Report VI (Final)	3/7/2018	Review of payment applications incurred, approved, and paid from 10/01/17 – 01/31/18	University of South Carolina Audit and Advisory Services (803) 777-2752
Lab Safety Audit	Internal Review and Report	Laboratory Safety	USC Audit & Advisory Services (AAS)	State	One-time	5/29/2018	Review of controls surrounding lab space, safety programs, and access to Cat 2 Rad materials; committee oversight	University of South Carolina Audit and Advisory Services (803) 777-2752
IBM/USC Application Management Audit	Internal Review and Report	IBM-USC Application Management Services Contract Compliance	USC Audit & Advisory Services (AAS)	State	One-time	5/31/2018	Review to determine if IBM is adhering to the service level agreement; also review of overall transition plan	University of South Carolina Audit and Advisory Services (803) 777-2752
IT Infrastructure Audit	Internal Review and Report	IT Infrastructure Mainframe Systems	USC Audit & Advisory Services (AAS)	State	One-time	6/1/2018	Review of mainframe disaster recovery plans; decommissioning plans including replace/retire systems	University of South Carolina Audit and Advisory Services (803) 777-2752
Public Administration (M.P.A.)	Report and Review	Review of MPA Program	Network of Schools of Public Policy, Affairs, and Administration	Federal	Periodic	8/15/2018	Review of the Masters of Public Administration Program	University of South Carolina Department of Political Science (803)-777-3109